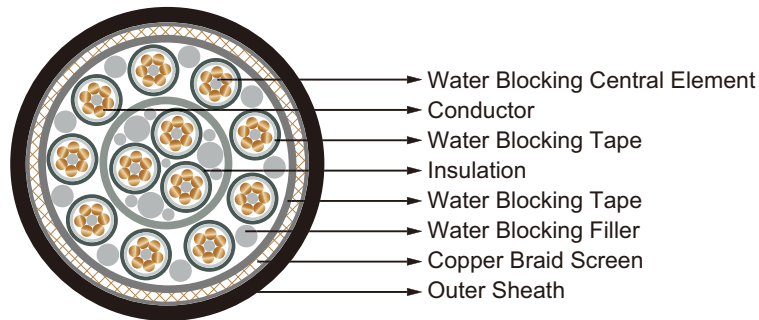


Longitudinally Water Blocked Cable



Application

These outboard installation cables for naval vessels are transversally water blocked and longitudinally completely water blocked, designed according to VG 95218 part 29.


Construction

- **Conductor:** Copper conductor, fine stranded.
- **Central Element:** Water-blocking central element.
- **Separator:** Water-blocking tape.
- **Insulation:** Special elastomer.
- **Fillers:** Water-blocking filler.
- **Separator:** Water-blocking tape.
- **Screen:** Copper braid with tinned wires.
- **Sheath:** Cross linked halogen free flame retardant compound.

Electrical Data

500V

Number of Cores × Nominal Cross Section Area No. × mm ²	Maximum Transfer impedance m Ω /m
2×1.5	30
3×1.5	30
3G1.5	30
7×1.5	30



Low Voltage Water Blocked Cables

www.eescable.com

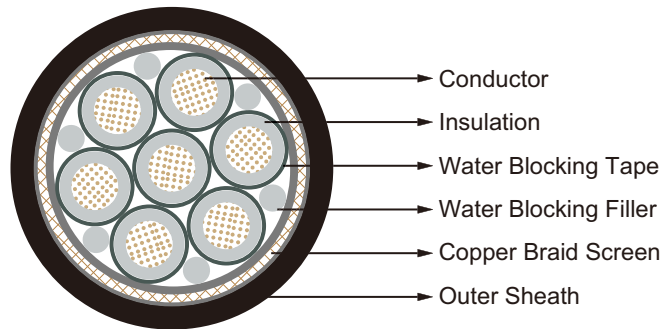
Number of Cores × Nominal Cross Section Area	Maximum Transfer impedance
No. × mm ²	m Ω /m
4×2×0.75	30
12×0.75	30
12×1.5	30
24×1.5	30

Dimension and Weight

500V

Number of Cores × Nominal Cross Section Area	Maximum Single Core Diameter	Minimum Sheath Thickness	Minimum Overall Diameter	Maximum Overall Diameter	Maximum Weight
No. × mm ²	mm	mm	mm	mm	kg/km
2×1.5	3.4	2.0	12.6	13.2	200
3×1.5	3.4	2.0	13.4	13.8	250
3G1.5	3.4	2.0	13.4	13.8	250
7×1.5	3.4	1.5	15.7	16.2	430
4×2×0.75	2.5	2.0	20.6	21.2	560
12×0.75	2.5	2.0	18.5	19.1	540
12×1.5	3.4	2.0	20.9	21.5	700
24×1.5	3.4	2.0	28.1	28.7	1230

Partially Longitudinally Water Blocked Cable



Application

These outboard installation cables for naval vessels are transversally water blocked and longitudinally completely water blocked (all wires are not water blocked), designed according to VG 95218 part 29.


Construction

- **Conductor:** Copper conductor, fine stranded.
- **Insulation:** Special elastomer.
- **Separator:** Water-blocking tapes.
- **Fillers:** Water-blocking fillers.
- **Screen:** Copper braid with tinned wires.
- **Sheath:** Cross linked halogen free flame retardant compound.

Electrical Data

500V

Number of Cores × Nominal Cross Section Area	Maximum Transfer impedance
No. × mm ²	m Ω /m
27×2×0.38	30
4×0.5	30
2×0.75	30
3×0.75	30
4×2×0.75	30



Low Voltage Water Blocked Cables

www.eescable.com

Number of Cores × Nominal Cross Section Area	Maximum Transfer impedance
No. × mm ²	m Ω /m
8×2×0.75	30
10×2×0.75	30
37×0.75	30
4×1.0	30
4×6+2×1.0	30
2×1.5	30
3×1.5	30
3G1.5	30
5×1.5	30
5G1.5	30
7×1.5	30
12×1.5	30
24×1.5	30
19×6	30
2×6.0	30


1200V

Number of Cores × Nominal Cross Section Area	Maximum Transfer impedance
No. × mm ²	m Ω /m
1×35	30
1×120	30
1×185	30
1×240	30

Dimension and Weight

500V

Number of Cores × Nominal Cross Section Area	Maximum Single Core Diameter	Minimum Sheath Thickness	Minimum Overall Diameter	Maximum Overall Diameter	Maximum Weight
No. × mm ²	mm	mm	mm	mm	kg/km
27×2×0.38	1.35	2.0	22.0	22.6	630
4×0.5	1.5	1.5	9.5	9.7	140
2×0.75	1.9	1.3	7.8	8.2	96
3×0.75	1.9	1.3	8	8.4	110
4×2×0.75	1.9	1.8	14.3	14.9	275
8×2×0.75	1.9	2.0	16.9	17.5	420
10×2×0.75	1.9	2.0	21.2	21.8	600
37×0.75	1.9	2.0	18.3	18.9	650
4×1.0	2.2	2.0	10.0	10.6	175
4×6+2×1.0	5.2/2.2	2.0	17.6	18.2	785
2×1.5	2.4	1.5	9.4	10.0	150
3×1.5	2.4	1.5	9.7	10.3	160



Low Voltage Water Blocked Cables

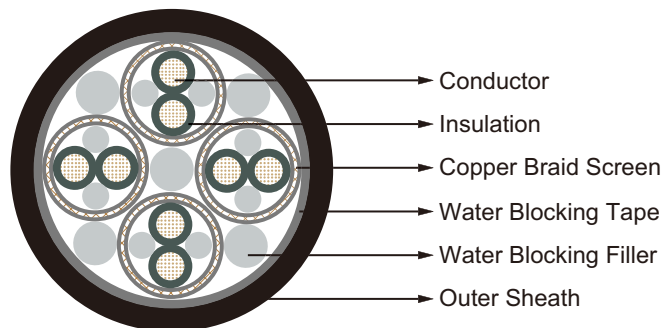
www.eescable.com

Number of Cores × Nominal Cross Section Area	Maximum Single Core Diameter	Minimum Sheath Thickness	Minimum Overall Diameter	Maximum Overall Diameter	Maximum Weight
No. × mm ²	mm	mm	mm	mm	kg/km
3G1.5	2.4	1.5	9.7	10.3	160
5×1.5	2.4	1.5	11.3	11.8	230
5G1.5	2.4	1.5	11.3	11.8	230
7×1.5	2.4	1.5	11.6	12.2	250
12×1.5	2.4	2.0	15.1	15.7	425
24×1.5	2.4	2.5	21.5	22.1	835
19×6	5.2	2.5	32.5	33	1800
2×6.0	5.2	2.0	16.8	17.4	410

1200V

Number of cores × Nominal Cross Section Area	Maximum Single Core Diameter	Minimum Sheath Thickness	Minimum Overall Diameter	Maximum Overall Diameter	Maximum Weight
No. × mm ²	mm	mm	mm	mm	kg/km
1×35	11.3	2.5	17.0	17.5	680
1×120	21.6	2.5	28.7	29.3	2000
1×185	25.3	2.5	31.9	32.5	2900
1×240	29.8	2.5	35.3	35.9	4050

Pair Screened Partially Longitudinally Water Blocked Cable



Application

These outboard installation cables for naval vessels are transversally water blocked and longitudinally completely water blocked (all wires are not water blocked), designed according to VG 95218 part 29.


Construction

- **Conductor:** Copper conductor, fine stranded.
- **Insulation:** Special elastomer.
- **Cable Element:** Pairs.
- **Individual Screen:** Pairs are screened with tinned copper wire braid.
- **Fillers:** Water-blocking fillers.
- **Separator:** Water-blocking tapes.
- **Sheath:** Cross linked halogen free flame retardant compound.

Electrical Data

500V

Number of Cores × Nominal Cross Section Area No. × mm ²	Maximum Transfer impedance m Ω /m
4×2×0.75	15
7×2×0.75	15
8×2×0.75	15
10×2×0.75	15
27×2×0.38	15



Low Voltage Water Blocked Cables

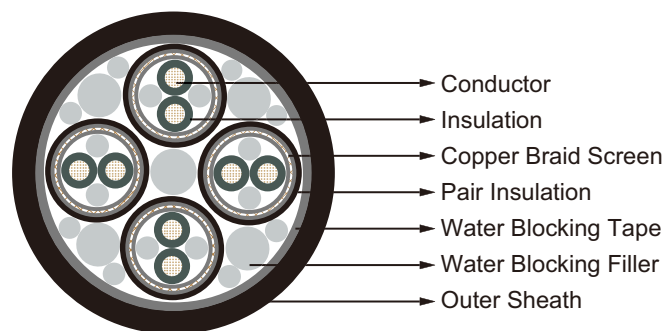
www.eescable.com

Dimension and Weight

500V

Number of Cores × Nominal Cross Section Area	Maximum Single Core Diameter	Minimum Sheath Thickness	Minimum Overall Diameter	Maximum Overall Diameter	Maximum Weight
No. × mm ²	mm	mm	mm	mm	kg/km
4×2×0.75	1.9	1.7	17.8	18.4	430
7×2×0.75	1.9	2.0	19.8	20.4	650
8×2×0.75	1.9	2.0	22.1	22.7	720
10×2×0.75	1.9	2.0	26.3	26.9	900
27×2×0.38	1.3	2.5	34.1	34.7	1500

Pair Screened & Insulated Partially Longitudinally Water Blocked Cable




Application

These outboard installation cables for naval vessels are transversally water blocked and longitudinally completely water blocked (all wires are not water blocked), designed according to VG 95218 part 29.

Construction

- **Conductor:** Copper conductor, fine stranded.
- **Insulation:** Special elastomer.
- **Cable Element:** Pairs.
- **Individual Screen:** Pairs are screened with tinned copper wire braid.
- **Pair Insulation:** Special elastomer.
- **Fillers:** Water-blocking fillers.
- **Separator:** Water-blocking tapes.
- **Sheath:** Cross linked halogen free flame retardant compound.



Low Voltage Water Blocked Cables

www.eescable.com

Electrical Data

500V

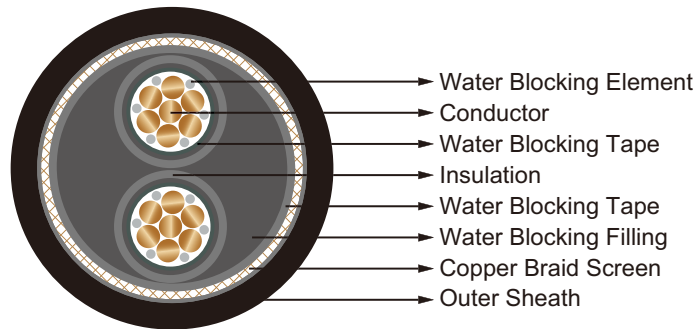
Number of Cores × Nominal Cross Section Area	Maximum Transfer impedance
No. × mm ²	m Ω /m
4×2×0.75	15
8×2×0.75	15
10×2×0.75	15
27×2×0.38	15
12×2×0.38	15

Dimension and Weight

500V

Number of Cores × Nominal Cross Section Area	Maximum Single Core Diameter	Minimum Sheath Thickness	Minimum Overall Diameter	Maximum Overall Diameter	Maximum Weight
No. × mm ²	mm	mm	mm	mm	kg/km
4×2×0.75	1.9	1.7	20.5	20.9	530
8×2×0.75	1.9	2.0	26.1	26.5	880
10×2×0.75	1.9	2.0	32.3	32.9	1350
27×2×0.38	1.3	2.5	42.1	42.7	1800
12×2×0.38	1.9	2.0	30.6	31.2	1190

Water Blocked Cable



Application

These cables are water blocked, suitable for use as outboard installation cables for naval vessels.

Construction

- **Conductor:** Copper conductor, fine stranded.
- **Element:** Water-blocking element.
- **Separator:** Water-blocking tape.
- **Insulation:** Special elastomer.
- **Fillers:** Water-blocking filling.
- **Separator:** Water-blocking tape.
- **Screen:** Copper braid with tinned wires.
- **Sheath:** Cross linked halogen free flame retardant compound.

Electrical Data

500V

Number of Cores × Nominal Cross Section Area	Maximum Transfer impedance
No. × mm ²	m Ω /m
2×10 fix	100