

Type SHD-PCG Three-Conductor Round Portable Power Cable 2kV

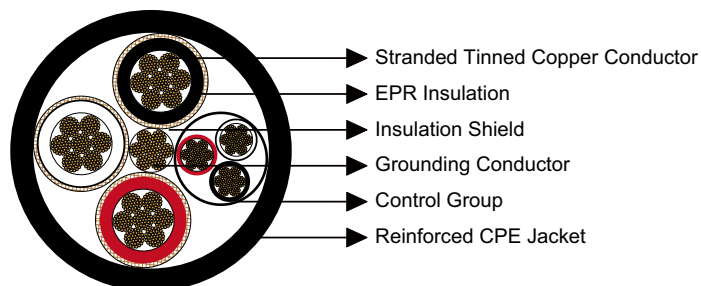
Applications

These heavy duty cables are designed for use on longwall shearers, where three shielded power conductors, three unshielded control conductors, and a grounding conductor are required.

Standards

ICEA S-75-381/NEMA WC 58
ASTM B 172
ASTM B 33
CAN/CSA-C22.2 No.96

Construction



Conductors:

Stranded annealed tinned copper conductor.

Insulation:

Ethylene Propylene Rubber (EPR).

Insulation Shield:

Tinned copper/textile braid.

Control Group (3 Conductor):

Tinned copper conductor, EPR insulation and thermosetting jacket. Colour of insulation: Black, white and red.



Grounding Conductor:

Tinned copper conductor, located in the center of the cable.

Jacket:

Reinforced extra-heavy-duty Chlorinated Polyethylene (CPE), black.

Options

- Other jacket materials such as CSP/PCP/NBR/PVC are available upon request.
- Two-layer jacket with reinforcing fibre between the two layers can be offered as an option.

Mechanical and Thermal Properties


Minimum Bending Radius: $6 \times OD$

Maximum Conductor Operating Temperature: $+90^{\circ}C$

Dimensions and Weight

Construction	No. of Strands	Grounding Conductor Size	Control Conductor Size	Nominal Insulation Thickness		Nominal Jacket Thickness		Nominal Overall Diameter		Nominal Weight		Ampacity
				inch	mm	inch	mm	inch	mm	lbs/kft	kg/km	
No. of cores \times AWG / kcmil	-	AWG / kcmil	AWG / kcmil	inch	mm	inch	mm	inch	mm	lbs/kft	kg/km	A
3 \times 1/0	259	3	8	0.08	2.0	0.205	5.2	2.05	52.1	3092	4602	211
3 \times 2/0	329	2	8	0.08	2.0	0.220	5.6	2.25	57.1	3698	5503	243
3 \times 3/0	413	1	8	0.08	2.0	0.220	5.6	2.32	58.9	4295	6392	279
3 \times 4/0	532	1/0	8	0.08	2.0	0.250	6.3	2.62	66.5	5115	7612	321

Ampacity-Based on a conductor temperature of $90^{\circ}C$ and an ambient air temperature of $40^{\circ}C$, per ICEA S-75-381.



Type SHD-PCG Three-Conductor Round Portable Power Cable 5kV

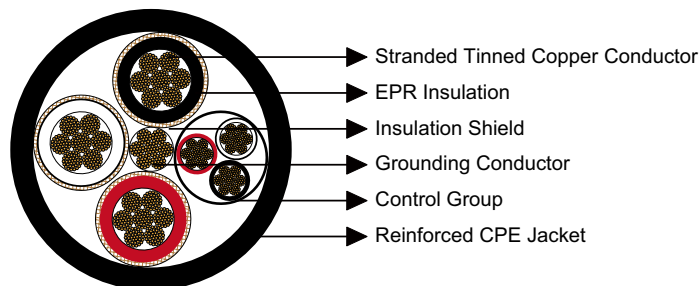
Applications

These heavy duty cables are designed for use on longwall shearers, where three shielded power conductors, three unshielded control conductors, and a grounding conductor are required.

Standards

ICEA S-75-381/NEMA WC 58
ASTM B 172
ASTM B 33
CAN/CSA-C22.2 No.96

Construction



Conductors:

Stranded annealed tinned copper conductor.

Insulation:


Ethylene Propylene Rubber (EPR).

Insulation Shield:

Tinned copper/textile braid.

Control Group (3 Conductors):

Tinned copper conductor, EPR insulation and thermosetting jacket. Colour of insulation: Black, white and red.



Grounding Conductor:

Tinned copper conductor, located in the center of the cable.

Jacket:

Reinforced extra-heavy-duty Chlorinated Polyethylene (CPE), black.

Options

- Other jacket materials such as CSP/PCP/NBR/PVC/TPU are available upon request.
- Two-layer jacket with reinforcing fibre between the two layers can be offered as an option.

Mechanical and Thermal Properties

Minimum Bending Radius: 6×OD

Maximum Conductor Operating Temperature: +90°C

Dimensions and Weight

Construction	No. of Strands	Grounding Conductor Size	Control Conductor Size	Nominal Insulation Thickness		Nominal Jacket Thickness		Nominal Overall Diameter		Nominal Weight		Ampacity
				inch	mm	inch	mm	inch	mm	lbs/kft	kg/km	
No. of cores×AWG/kcmil	-	AWG/kcmil	AWG/kcmil									A
3×2	259	4	8	0.11	2.8	0.205	5.2	2.03	51.5	2769	4120	159
3×1	259	4	8	0.11	2.8	0.220	5.6	2.12	53.8	2825	4205	184
3×1/0	266	3	8	0.11	2.8	0.220	5.6	2.27	57.7	3571	5313	211
3×2/0	329	2	8	0.11	2.8	0.220	5.6	2.45	62.2	3774	5615	243
3×3/0	418	1	8	0.11	2.8	0.235	6.0	2.58	65.3	4752	7070	279
3×4/0	532	1/0	6	0.11	2.8	0.250	6.4	2.76	69.9	6030	8971	321

Ampacity-Based on a conductor temperature of 90°C and an ambient air temperature of 40°C, per ICEA S-75-381.