

Type SHD-GC Three-Conductor Round Portable Power Cable, CPE Jacket 8kV

Applications

These heavy duty cables are designed for applications such as longwall shearers, continuous miners and mobile equipment such as shovels, dredges and drills.

Standards

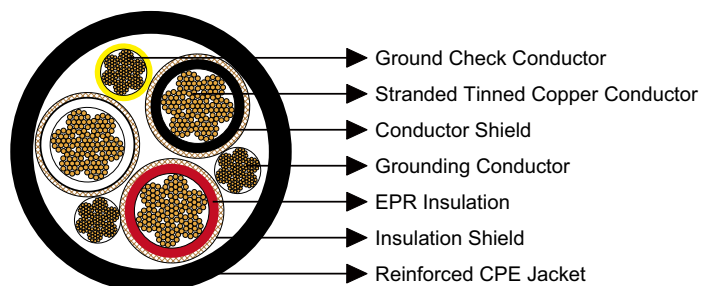
ICEA S-75-381/NEMA WC 58

ASTM B 172

ASTM B 33

CAN/CSA-C22.2 No.96

Construction



Conductors:

Stranded annealed tinned copper conductor.

Conductor Shield:


Conducting layer.

Insulation:

Ethylene Propylene Rubber (EPR).

Insulation Shield:

Conducting tape + Tinned copper/textile braid.



Ground Check Conductor:

Tinned copper with a yellow polypropylene insulation.

Grounding Conductor:

Tinned copper conductor.

Jacket:

Reinforced extra-heavy-duty Chlorinated Polyethylene (CPE), black.

Options

- Other jacket materials such as CSP/PCP/NBR/PVC/TPU are available upon request.
- Two-layer jacket with reinforcing fibre between the two layers can be offered as an option.

Mechanical and Thermal Properties


Minimum Bending Radius: 8×OD

Maximum Conductor Operating Temperature: +90°C

Dimensions and Weight

Construction	No. of Strands	Grounding Conductor Size	Ground Check Conductor Size	Nominal Insulation Thickness		Nominal Jacket Thickness		Nominal Overall Diameter		Nominal Weight		Ampacity
				inch	mm	inch	mm	inch	mm	lbs/kft	kg/km	
No. of cores×AWG/kcmil	-	AWG/kcmil	AWG/kcmil									A
3×4	259	8	8	0.150	3.8	0.205	5.2	1.94	49.3	2308	3594	122
3×2	259	6	8	0.150	3.8	0.220	5.6	2.12	53.8	2920	4554	159
3×1	329	5	8	0.150	3.8	0.220	5.6	2.21	56.1	3292	5104	184
3×1/0	259	4	8	0.150	3.8	0.220	5.6	2.32	58.9	3675	5700	211
3×2/0	329	3	8	0.150	3.8	0.235	6.0	2.46	62.5	4304	6593	243
3×3/0	413	2	8	0.150	3.8	0.250	6.4	2.62	66.5	5200	7738	279
3×4/0	532	1	8	0.150	3.8	0.250	6.4	2.75	69.8	5840	8713	321
3×250	608	1/0	6	0.150	3.8	0.250	6.4	2.89	73.4	6774	9948	355
3×300	741	1/0	6	0.150	3.8	0.265	6.7	3.04	77.2	7423	11384	398
3×350	888	2/0	6	0.150	3.8	0.280	7.1	3.21	81.3	8543	12739	435
3×500	1221	4/0	6	0.150	3.8	0.295	7.5	3.56	90.4	11260	16757	536

Ampacity-Based on a conductor temperature of 90°C and an ambient air temperature of 40°C, per ICEA S-75-381.



Type SHD-GC Three-Conductor Round Portable Power Cable, TPU Jacket 8kV

Applications

These heavy duty cables are designed for heavy mobile equipment such as drag lines, shovels, dredges, drills and for power feeders.

Standards

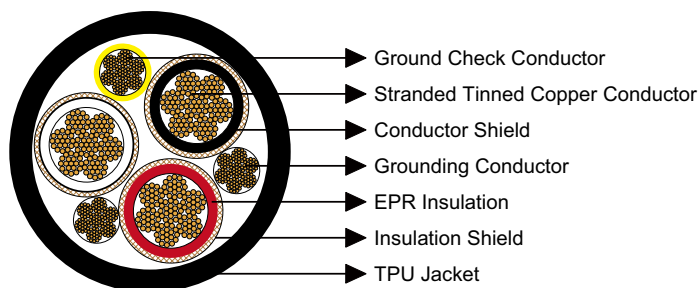
ICEA S-75-381/NEMA WC 58

ASTM B 172

ASTM B 33

CAN/CSA C22.2 No. 96

Construction



Conductors:

Stranded annealed tinned copper conductor.

Conductor Shield:

Conducting layer.


Insulation:

Ethylene Propylene Rubber (EPR).

Insulation Shield:

Conducting tape + Tinned copper/textile braid.

Ground Check Conductor:



Tinned copper conductor with a yellow polypropylene insulation.

Grounding Conductor:

Tinned copper conductor.

Jacket:

Thermoplastic Polyurethane (TPU) Jacket, black.

Options

- Other jacket materials such as CPE/CSP/PCP/NBR/PVC are available upon request.
- Two-layer jacket with reinforcing fibre between the two layers can be offered as an option.

Mechanical and Thermal Properties

Minimum Bending Radius: 8×OD

Maximum Conductor Operating Temperature: +90°C

Dimensions and Weight

Construction	No. of Strands	Grounding Conductor Size	Ground Check Conductor Size	Nominal Insulation Thickness		Nominal Jacket Thickness		Nominal Overall Diameter		Nominal Weight		Ampacity
				inch	mm	inch	mm	inch	mm	lbs/kft	kg/km	
No. of cores×AWG/kcmil	-	AWG/kcmil	AWG/kcmil	inch	mm	inch	mm	inch	mm	lbs/kft	kg/km	A
3×4	259	8	8	0.150	3.8	0.205	5.2	1.94	49.3	2019	3004	122
3×2	259	6	8	0.150	3.8	0.220	5.6	2.12	53.8	2603	3873	159
3×1	259	5	8	0.150	3.8	0.220	5.6	2.21	56.1	2913	4334	184
3×1/0	266	4	8	0.150	3.8	0.220	5.6	2.32	58.9	3351	4986	211
3×2/0	323	3	8	0.150	3.8	0.235	6.0	2.46	62.5	3946	5871	243
3×3/0	418	2	8	0.150	3.8	0.250	6.4	2.62	66.5	4582	6817	279
3×4/0	532	1	8	0.150	3.8	0.250	6.4	2.75	69.8	5321	7917	321
3×250	627	1/0	6	0.150	3.8	0.250	6.4	2.89	73.4	6101	9077	355
3×350	888	2/0	6	0.150	3.8	0.280	7.1	3.21	81.3	7696	11450	435
3×500	1221	4/0	6	0.150	3.8	0.295	7.5	3.56	90.4	10199	15174	536

Ampacity-Based on a conductor temperature of 90°C and an ambient air temperature of 40°C, per ICEA S-75-381.