

Type SHD-GC Three-Conductor Round Portable Power Cable, CPE Jacket 5kV

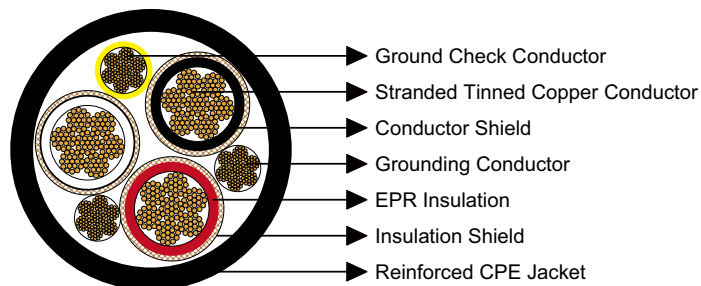
Applications

These heavy duty cables are designed for applications such as longwall shearers, continuous miners and mobile equipment such as shovels, dredges and drills.

Standards

ICEA S-75-381/NEMA WC 58
ASTM B 172
ASTM B 33
CAN/CSA-C22.2 No.96

Construction



Conductors:

Stranded annealed tinned copper conductor.

Conductor Shield:


Conducting layer.

Insulation:

Ethylene Propylene Rubber (EPR).

Insulation Shield:

Tinned copper/textile braid.



Ground Check Conductor:

Tinned copper with a yellow polypropylene insulation.

Grounding Conductor:

Tinned copper conductor.

Jacket:

Reinforced extra-heavy-duty Chlorinated Polyethylene (CPE), black.

Options

- Other jacket materials such as CSP/PCP/NBR/PVC/TPU are available upon request.
- Two-layer jacket with reinforcing fibre between the two layers can be offered as an option.

Mechanical and Thermal Properties


Minimum Bending Radius: 6×OD

Maximum Conductor Operating Temperature: +90°C

Dimensions and Weight

Construction	No. of Strands	Grounding Conductor Size	Ground Check Conductor Size	Nominal Insulation Thickness		Nominal Jacket Thickness		Nominal Overall Diameter		Nominal Weight		Ampacity
				inch	mm	inch	mm	inch	mm	lbs/kft	kg/km	
No. of cores×AWG/kcmil	-	AWG/kcmil	AWG/kcmil									A
3×6	133	10	8	0.110	2.8	0.185	4.7	1.56	39.6	1560	2322	93
3×4	259	8	8	0.110	2.8	0.185	4.7	1.68	42.7	1895	2820	122
3×2	259	6	8	0.110	2.8	0.205	5.2	1.87	47.5	2445	3639	159
3×1	259	5	8	0.110	2.8	0.205	5.2	1.95	49.5	2800	4167	184
3×1/0	266	4	8	0.110	2.8	0.220	5.6	2.08	52.8	3230	4807	211
3×2/0	329	3	8	0.110	2.8	0.220	5.6	2.20	55.9	3800	5655	243
3×3/0	418	2	8	0.110	2.8	0.235	6.0	2.36	59.9	4475	6660	279
3×4/0	532	1	8	0.110	2.8	0.235	6.0	2.50	63.5	5265	7835	321
3×250	627	1/0	6	0.120	3.0	0.250	6.4	2.69	68.3	6105	9085	355
3×300	741	1/0	6	0.120	3.0	0.250	6.4	2.81	71.4	6875	10231	398
3×350	888	2/0	6	0.120	3.0	0.265	6.7	2.95	74.9	7795	11600	435
3×500	1221	4/0	6	0.120	3.0	0.280	7.1	3.31	84.1	10415	15499	536

Ampacity-Based on a conductor temperature of 90°C and an ambient air temperature of 40°C, per ICEA S-75-381.



Type SHD-GC Three-Conductor Round Portable Power Cable, TPU Jacket 5kV

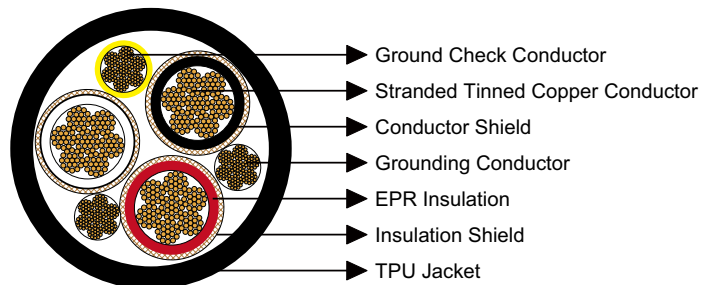
Applications

These heavy duty cables are designed for heavy mobile equipment such as drag lines, shovels, dredges, drills and for power feeders.

Standards

ICEA S-75-381/NEMA WC 58
ASTM B 172
ASTM B 33
CAN/CSA C22.2 No. 96

Construction



Conductors:

Stranded annealed tinned copper conductor.

Conductor Shield:


Conducting layer.

Insulation:

Ethylene Propylene Rubber (EPR).

Insulation Shield:

Tinned copper/textile braid.



Ground Check Conductor:

Tinned copper conductor with a yellow polypropylene insulation.

Grounding Conductor:

Tinned copper conductor.

Jacket:

Thermoplastic Polyurethane (TPU) Jacket, black.

Options

- Other jacket materials such as CPE/CSP/PCP/NBR/PVC are available upon request.
- Two-layer jacket with reinforcing fibre between the two layers can be offered as an option.

Mechanical and Thermal Properties

Minimum Bending Radius: 6×OD

Maximum Conductor Operating Temperature: +90°C

Dimensions and Weight

Construction	No. of Strands	Grounding Conductor Size	Ground Check Conductor Size	Nominal Insulation Thickness		Nominal Jacket Thickness		Nominal Overall Diameter		Nominal Weight		Ampacity
				inch	mm	inch	mm	inch	mm	lbs/kft	kg/km	
No. of cores×AWG/kcmil	-	AWG/kcmil	AWG/kcmil									A
3×6	133	10	8	0.110	2.8	0.185	4.7	1.56	39.6	1342	1997	93
3×4	259	8	8	0.110	2.8	0.185	4.7	1.68	42.7	1629	2424	122
3×2	259	6	8	0.110	2.8	0.205	5.2	1.87	47.5	2228	3315	159
3×1	259	5	8	0.110	2.8	0.205	5.2	1.95	49.5	2447	3641	184
3×1/0	266	4	8	0.110	2.8	0.220	5.6	2.08	52.8	2760	4106	211
3×2/0	323	3	8	0.110	2.8	0.220	5.6	2.20	55.9	3238	4818	243
3×3/0	418	2	8	0.110	2.8	0.235	6.0	2.36	59.9	3792	5642	279
3×4/0	532	1	8	0.110	2.8	0.235	6.0	2.50	63.5	4548	6767	321
3×250	627	1/0	6	0.120	3.0	0.250	6.4	2.69	68.3	5427	8074	355
3×350	888	2/0	6	0.120	3.0	0.265	6.7	2.95	74.9	7070	10519	435
3×500	1221	4/0	6	0.120	3.0	0.280	7.1	3.31	84.1	9407	13996	536

Ampacity-Based on a conductor temperature of 90°C and an ambient air temperature of 40°C, per ICEA S-75-381.