

## Type MP-GC Three-Conductor

# Mine Power Feeder Cable, CPE Jacket, 5kV

### » Applications .....

These cables are designed for connections between units of mine distribution systems, suitable for installed in duct, conduit or open air and for direct burial in wet and dry locations.

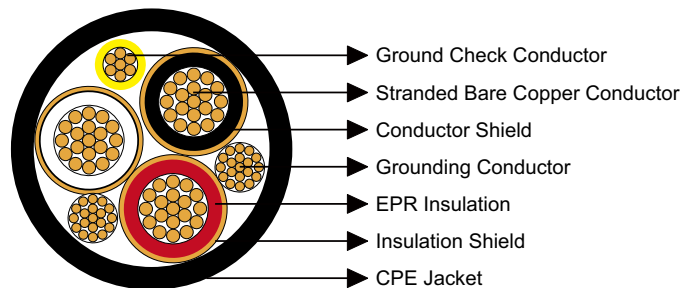
### » Standarhads .....

ICEA S-75-381/NEMA WC 58

ASTM B-8

CAN/CSA-C22.2 No.96

### » Construction .....



#### **Conductors:**

Stranded annealed bare copper conductor.

#### **Conductor Shield:**

Conducting layer.

#### **Insulation:**


Ethylene Propylene Rubber (EPR).

#### **Insulation Shield:**

Conducting layer + copper tape.

#### **Ground Check Conductor:**

Copper conductor with a yellow polypropylene insulation.



### Grounding Conductor:

Tinned copper conductor.

### Jacket:

Chlorinated Polyethylene (CPE), black.

## » Options .....

- Other jacket materials such as CSP/PCP/NBR/PVC/TPU are available upon request.

## » Mechanical and Thermal Properties .....


Minimum Bending Radius: 12×OD

Maximum Conductor Operating Temperature: +90°C

## » Dimensions and Weight .....

Construction	No. of Strands	Grounding Conductor Size	Ground Check Conductor Size	Nominal Insulation Thickness		Nominal Jacket Thickness		Nominal Overall Diameter		Nominal Weight		Ampacity
				inch	mm	inch	mm	inch	mm	lbs/kft	kg/km	
No. of cores×AWG/kcmil	-	AWG/kcmil	AWG/kcmil	inch	mm	inch	mm	inch	mm	lbs/kft	kg/km	A
3×6	7	10	8	0.09	2.3	0.11	2.8	1.30	33.0	1060	1577	93
3×4	7	8	8	0.09	2.3	0.11	2.8	1.41	35.8	1441	2144	122
3×2	7	6	8	0.09	2.3	0.11	2.8	1.47	37.3	1827	2718	159
3×1	19	5	8	0.09	2.3	0.11	2.8	1.54	39.1	2168	3226	184
3×1/0	19	4	8	0.09	2.3	0.11	2.8	1.63	41.4	2602	3871	211
3×2/0	19	3	8	0.09	2.3	0.11	2.8	1.72	43.7	3010	4478	243
3×3/0	19	2	8	0.09	2.3	0.14	3.6	1.89	48.0	3265	4859	279
3×4/0	19	1	8	0.09	2.3	0.14	3.6	2.01	51.0	4190	6234	321
3×250	37	1/0	8	0.09	2.3	0.14	3.6	2.10	53.3	4825	7179	355
3×350	37	2/0	8	0.09	2.3	0.14	3.6	2.31	58.7	6062	9019	435
3×500	37	4/0	8	0.09	2.3	0.14	3.6	2.59	65.8	8427	12538	536

Ampacity-Based on a conductor temperature of 90°C and an ambient air temperature of 40°C, per ICEA S-75-381.



## Type MP-GC Three-Conductor

# Mine Power Feeder Cable, CPE Jacket, 8kV

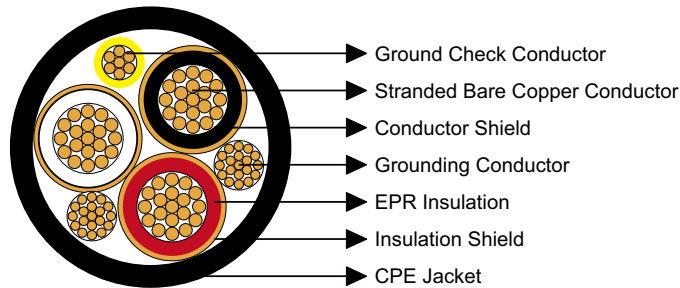
### » Applications .....

These cables are designed for connections between units of mine distribution systems, suitable for installed in duct, conduit or open air and for direct burial in wet and dry locations.

### » Standards .....

- ICEA S-75-381/NEMA WC 58
- ASTM B-8
- CAN/CSA-C22.2 No.96

### » Construction .....



#### **Conductors:**

Stranded annealed bare copper conductor.

#### **Conductor Shield:**

Conducting layer.

#### **Insulation:**


Ethylene Propylene Rubber (EPR).

#### **Insulation Shield:**

Conducting layer + copper tape.

#### **Ground Check Conductor:**

Copper conductor with a yellow polypropylene insulation.



**Grounding Conductor:**

Tinned copper conductor.

**Jacket:**

Chlorinated Polyethylene (CPE), black.

» **Options** .....

- Other jacket materials such as CSP/PCP/NBR/PVC/TPU are available upon request.

» **Mechanical and Thermal Properties** .....


Minimum Bending Radius: 12×OD

Maximum Conductor Operating Temperature: +90°C

» **Dimensions and Weight** .....

Construction	No. of Strands	Grounding Conductor Size	Ground Check Conductor Size	Nominal Insulation Thickness		Nominal Jacket Thickness		Nominal Overall Diameter		Nominal Weight		Ampacity
				inch	mm	inch	mm	inch	mm	lbs/kft	kg/km	
3×6	7	10	8	0.115	2.9	0.11	2.8	1.41	35.8	1175	1749	93
3×4	7	8	8	0.115	2.9	0.11	2.8	1.52	38.6	1608	2392	122
3×2	7	6	8	0.115	2.9	0.11	2.8	1.58	40.1	1919	2855	159
3×1	19	5	8	0.115	2.9	0.11	2.8	1.66	42.2	2507	3730	184
3×1/0	19	4	8	0.115	2.9	0.11	2.8	1.74	44.2	2660	3958	211
3×2/0	19	3	8	0.115	2.9	0.14	3.6	1.90	48.3	3257	4846	243
3×3/0	19	2	8	0.115	2.9	0.14	3.6	2.00	50.8	3432	5107	279
3×4/0	19	1	8	0.115	2.9	0.14	3.6	2.12	53.8	4382	6520	321
3×250	37	1/0	8	0.115	2.9	0.14	3.6	2.22	56.4	4965	7387	355
3×350	37	2/0	8	0.115	2.9	0.14	3.6	2.43	61.7	6484	9647	435
3×500	37	4/0	8	0.115	2.9	0.14	3.6	2.70	68.6	8857	13178	536

Ampacity-Based on a conductor temperature of 90°C and an ambient air temperature of 40°C, per ICEA S-75-381.



## Type MP-GC Three-Conductor

# Mine Power Feeder Cable, CPE Jacket, 15kV

---

### » Applications .....

These cables are designed for connections between units of mine distribution systems, suitable for installed in duct, conduit or open air and for direct burial in wet and dry locations.

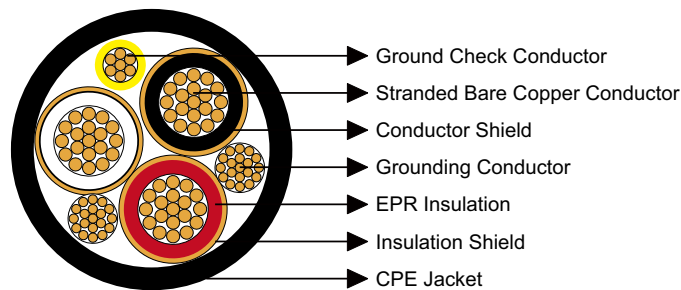
### » Standards .....

ICEA S-75-381/NEMA WC 58

ASTM B-8

CAN/CSA-C22.2 No.96

### » Construction .....



#### **Conductors:**

Stranded annealed bare copper conductor.

#### **Conductor Shield:**

Conducting layer.

#### **Insulation:**


Ethylene Propylene Rubber (EPR).

#### **Insulation Shield:**

Conducting layer + copper tape.

#### **Ground Check Conductor:**

Copper conductor with a yellow polypropylene insulation.



**Grounding Conductor:**

Tinned copper conductor.

**Jacket:**

Chlorinated Polyethylene (CPE), black.

» **Options** .....

- Other jacket materials such as CSP/PCP/NBR/PVC/TPU are available upon request.

» **Mechanical and Thermal Properties** .....


Minimum Bending Radius: 12×OD

Maximum Conductor Operating Temperature: +90°C

» **Dimensions and Weight** .....

Construction	No. of Strands	Grounding Conductor Size	Ground Check Conductor SizeL	Nominal Insulation Thickness		Nominal Jacket Thickness		Nominal Overall Diameter		Nominal Weight		Ampacity
				inch	mm	inch	mm	inch	mm	lbs/kft	kg/km	
No. of cores×AWG/kcmil	-	AWG/kcmil	AWG/KCMI	inch	mm	inch	mm	inch	mm	lbs/kft	kg/km	A
3×2	7	6	8	0.175	4.4	0.14	3.6	1.90	48.3	2517	3745	164
3×1	19	5	8	0.175	4.4	0.14	3.6	1.99	50.6	3023	4498	187
3×1/0	19	4	8	0.175	4.4	0.14	3.6	2.07	52.6	3296	4904	215
3×2/0	19	3	8	0.175	4.4	0.14	3.6	2.16	54.9	3679	5474	246
3×3/0	19	2	8	0.175	4.4	0.14	3.6	2.27	57.7	3878	5771	283
3×4/0	19	1	8	0.175	4.4	0.14	3.6	2.39	60.7	5146	7656	325
3×250	37	1/0	8	0.175	4.4	0.14	3.6	2.48	63.0	5618	8359	359
3×350	37	2/0	8	0.175	4.4	0.14	3.6	2.70	68.6	7055	10496	438
3×500	37	4/0	8	0.175	4.4	0.17	4.3	3.08	78.2	9405	13993	536

Ampacity-Based on a conductor temperature of 90°C and an ambient air temperature of 40°C, per ICEA S-75-381.



## Type MP-GC Three-Conductor

# Mine Power Feeder Cable, CPE Jacket, 25kV

### » Applications .....

These cables are designed for connections between units of mine distribution systems, suitable for installed in duct, conduit or open air and for direct burial in wet and dry locations.

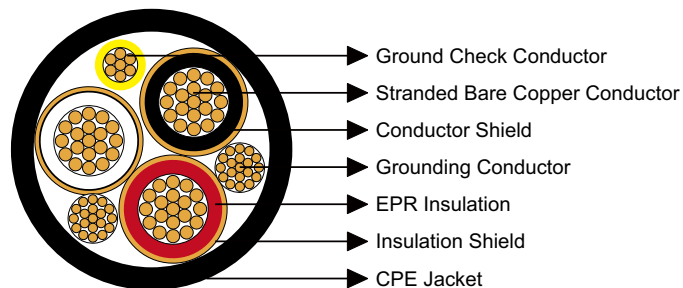
### » Standards .....

ICEA S-75-381/NEMA WC 58

ASTM B-8

CAN/CSA-C22.2 No.96

### » Construction .....



#### **Conductors:**

Stranded annealed bare copper conductor.

#### **Conductor Shield:**

Conducting layer.

#### **Insulation:**


Ethylene Propylene Rubber (EPR).

#### **Insulation Shield:**

Conducting layer + copper tape.

#### **Ground Check Conductor:**

Copper conductor with a yellow polypropylene insulation.



**Grounding Conductor:**

Tinned copper conductor.

**Jacket:**

Chlorinated Polyethylene (CPE), black.

» **Options** .....

- Other jacket materials such as CSP/PCP/NBR/PVC/TPU are available upon request.

» **Mechanical and Thermal Properties** .....

Minimum Bending Radius: 12×OD


Maximum Conductor Operating Temperature: +90°C

» **Dimensions and Weight** .....

Construction	No. of Strands	Grounding Conductor Size	Ground Check Conductor Size	Nominal Insulation Thickness		Nominal Jacket Thickness		Nominal Overall Diameter		Nominal Weight		Ampacity
				inch	mm	inch	mm	inch	mm	lbs/kft	kg/km	
3×1	19	5	8	0.260	6.4	0.14	3.6	2.37	60.2	3435	5112	187
3×1/0	19	4	8	0.260	6.4	0.14	3.6	2.45	62.2	3815	5677	218
3×2/0	19	3	8	0.260	6.4	0.14	3.6	2.54	64.5	4290	6384	249
3×3/0	19	2	8	0.260	6.4	0.14	3.6	2.65	67.3	4875	7255	286
3×4/0	19	1	8	0.260	6.4	0.14	3.6	2.81	71.4	5665	8430	327
3×250	37	1/0	8	0.260	6.4	0.17	4.3	2.97	75.4	6495	9666	360
3×350	37	2/0	8	0.260	6.4	0.17	4.3	3.18	80.8	7970	11860	438
3×500	37	4/0	8	0.260	6.4	0.17	4.3	3.45	87.6	10300	15328	536

Ampacity-Based on a conductor temperature of 90°C and an ambient air temperature of 40°C, per ICEA S-75-381.





## Type MP-GC Three-Conductor

# Mine Power Feeder Cable, PVC Jacket, 5kV

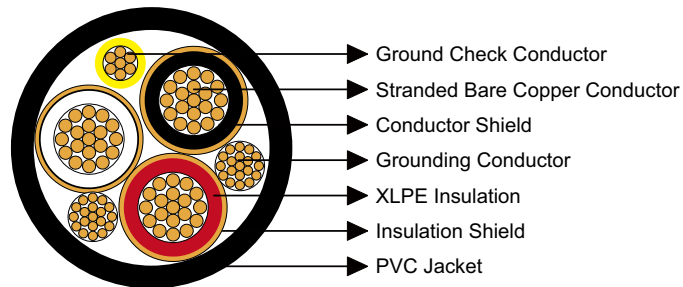
### » Applications .....

These cables are designed for connections between units of mine distribution systems, suitable for direct burial in wet and dry locations.

### » Standards .....

- ICEA S-75-381/NEMA WC 58
- ASTM B-8
- CAN/CSA C22.2 No. 96

### » Construction .....



**Conductors:**

Stranded annealed bare copper conductor.

**Conductor Shield:**

Conducting layer.

**Insulation:**

Cross-Linked Polyethylene (XLPE).

**Insulation Shield:**

Conducting layer + copper tape.

**Ground Check Conductor:**

Copper conductor with a yellow polypropylene insulation.