


# NA2XSEFGbY 3 x (25-300)

## mm<sup>2</sup> 3.6/6 kV

NA2XSEFGbY-3 core AL XLPE PVC with SFWA armor



(Aluminium Conductor, XLPE Insulated, Copper Tape Screen, Galvanized Steel Flat Wire Armor, PVC Sheathed) *Standard Specification : IEC 60502-2*

### Construction Data

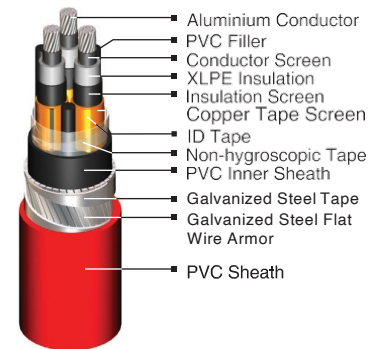
Nom. Cross Section Area	Overall Diameter	Cable Weight
	approx.	approx.
mm <sup>2</sup>	mm	kg/km
25	38.5	2,114
35	41.0	2,418
50	44.0	2,770
70	48.5	3,280
95	52.0	3,807
120	56.0	4,346
150	59.0	4,832
185	63.0	5,546
240	69.0	6,580
300	75.0	7,766

#### Application :

For installation in the ground, indoors, cable trunking and outdoors if increased mechanical protection is required or where high-pulling stresses may occur during installation or operation.

#### Special Features on Request

- Oil Resistance
- UV Resistance
- Flame Retardant Cat. A, B, C
- Flame Retardant Non Category
- Anti Termite
- Anti Rodent
- Low Smoke Zero Halogen



#### Note :

##### Conductor Shape

25 - 300 sqmm supplied in compacted circular stranded (cm) conductor shape

##### Standard Packing

25 - 70 sqmm supplied in wooden drum @ 1000 m

95 - 300 sqmm will be supplied in wooden drum on available length

Length Tolerance per drum ± 2%


### Electrical Data

Conductor			Inductance	Current - Carrying Capacity at 30° C*		Short current circuit at 1 sec	
Nom. Cross Sect. (mm <sup>2</sup> )	DC Resistance at 20°C	AC Resistance at 90°C		in air	in ground	Conductor	Screen
	Max. (Ω/km)	Max. (Ω/km)		Max. (A)	Max. (A)	Max. (kA)	Max. (kA)
25	1.20	1.539	0.346	117	113	2.35	1.03
35	0.868	1.113	0.326	143	136	3.29	1.03
50	0.641	0.822	0.314	170	159	4.70	1.03
70	0.443	0.568	0.296	212	195	6.58	1.03
95	0.320	0.411	0.284	257	233	8.93	1.03
120	0.253	0.325	0.276	295	264	11.28	1.03
150	0.206	0.265	0.269	334	295	14.10	1.03
185	0.164	0.212	0.262	383	334	17.39	1.03
240	0.125	0.162	0.256	450	385	22.56	1.37
300	0.100	0.130	0.253	511	432	28.20	1.37

# NA2XSEFGbY 3 x (25-300)

## mm<sup>2</sup> 6/10 kV

NA2XSEFGbY-3 core AL XLPE PVC with SFWA armor



(Aluminium Conductor, XLPE Insulated, Copper Tape Screen, Galvanized Steel Flat Wire Armor, PVC Sheathed) *Standard Specification : IEC 60502-2*

### Construction Data

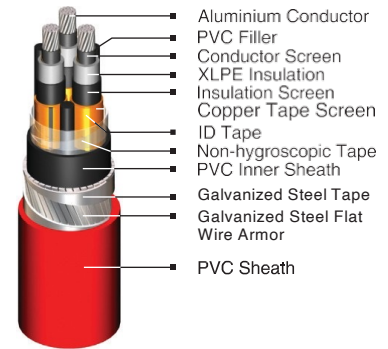
Nom. Cross Section Area	Overall Diameter	Cable Weight
	approx.	approx.
mm <sup>2</sup>	mm	kg/km
25	42.5	2,492
35	46.0	2,857
50	48.5	3,182
70	52.5	3,700
95	57.0	4,329
120	60.0	4,856
150	63.0	5,372
185	67.5	6,084
240	73.0	7,140
300	78.0	8,166

#### Application :

For installation in the ground, indoors, cable trunking and outdoors if increased mechanical protection is required or where high-pulling stresses may occur during installation or operation.

#### Special Features on Request

- Oil Resistance
- UV Resistance
- Flame Retardant Cat. A, B, C
- Flame Retardant Non Category
- Anti Termite
- Anti Rodent
- Low Smoke Zero Halogen



#### Note :

##### Conductor Shape

25 - 300 sqmm supplied in compacted circular stranded (cm) conductor shape

##### Standard Packing

25 - 50 sqmm supplied in wooden drum @ 1000 m

70 - 300 sqmm will be supplied in wooden drum on available length


Length Tolerance per drum ± 2%

### Electrical Data

Nom. Cross Sect. (mm <sup>2</sup> )	Conductor		Inductance (mH/km)	Current - Carrying Capacity at 30° C*		Short current circuit at 1 sec	
	DC Resistance at 20°C	AC Resistance at 90°C		in air	in ground	Conductor	Screen
	Max. (Ω/km)	Max. (Ω/km)		Max. (A)	Max. (A)	Max. (kA)	Max. (kA)
25	1.20	1.539	0.372	119	113	2.35	1.03
35	0.868	1.113	0.350	144	135	3.29	1.03
50	0.641	0.822	0.336	172	159	4.70	1.03
70	0.443	0.568	0.316	214	195	6.58	1.03
95	0.320	0.411	0.303	259	232	8.93	1.03
120	0.253	0.325	0.293	298	264	11.28	1.03
150	0.206	0.265	0.285	336	295	14.10	1.03
185	0.164	0.211	0.277	386	334	17.39	1.37
240	0.125	0.162	0.268	450	384	22.56	1.37
300	0.100	0.130	0.261	512	431	28.20	1.37

# NA2XSEFGbY 3 x (25-300) mm<sup>2</sup> 8.7/15 kV

NA2XSEFGbY-3 core AL XLPE PVC with  
SFWA armor



(Aluminium Conductor, XLPE Insulated, Copper Tape Screen, Galvanized Steel Flat Wire Armor, PVC Sheathed) *Standard Specification : IEC 60502-2*

## Construction Data

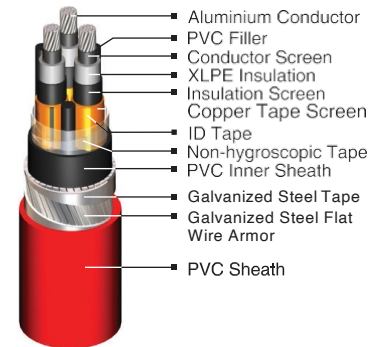
Nom. Cross Section Area	Overall Diameter	Cable Weight
	approx.	approx.
mm <sup>2</sup>	mm	kg/km
25	48.5	3,056
35	51.0	3,380
50	53.5	3,732
70	58.5	4,364
95	62.0	4,966
120	65.5	5,535
150	68.5	6,042
185	73.0	6,891
240	78.5	7,929
300	83.0	8,947

### Application :

For installation in the ground, indoors, cable trunking and outdoors if increased mechanical protection is required or where high-pulling stresses may occur during installation or operation.

### Special Features on Request

- Oil Resistance
- UV Resistance
- Flame Retardant Cat. A, B, C
- Flame Retardant Non Category
- Anti Termite
- Anti Rodent
- Low Smoke Zero Halogen



### Note :

#### Conductor Shape

25 - 300 sqmm supplied in compacted circular stranded (cm) conductor shape

#### Standard Packing

25 sqmm supplied in wooden drum @ 1000 m

35 - 300 sqmm will be supplied in wooden drum on available length  
Length Tolerance per drum ± 2%


## Electrical Data

Conductor			Inductance	Current - Carrying Capacity at 30° C*		Short current circuit at 1 sec	
Nom. Cross Sect.	DC Resistance at 20°C	AC Resistance at 90°C		in air	in ground	Conductor	Screen
	Max. (Ω/km)	Max. (Ω/km)		Max. (A)	Max. (A)	Max. (kA)	Max. (kA)
25	1.20	1.539	0.400	121	113	2.35	1.03
35	0.868	1.113	0.376	146	135	3.29	1.03
50	0.641	0.822	0.361	174	159	4.70	1.03
70	0.443	0.568	0.338	216	194	6.58	1.03
95	0.320	0.411	0.323	261	232	8.93	1.03
120	0.253	0.325	0.312	300	263	11.28	1.03
150	0.206	0.265	0.304	338	294	14.10	1.37
185	0.164	0.211	0.294	386	332	17.39	1.37
240	0.125	0.162	0.284	452	383	22.56	1.37
300	0.100	0.130	0.276	514	431	28.20	1.37

# NA2XSEFGbY 3 x (35-300)

## mm<sup>2</sup> 12/20 kV

NA2XSEFGbY-3 core AL XLPE PVC with SFWA armor



(Aluminium Conductor, XLPE Insulated, Copper Tape Screen, Galvanized Steel Flat Wire Armor, PVC Sheathed) *Standard Specification : IEC 60502-2*

### Construction Data

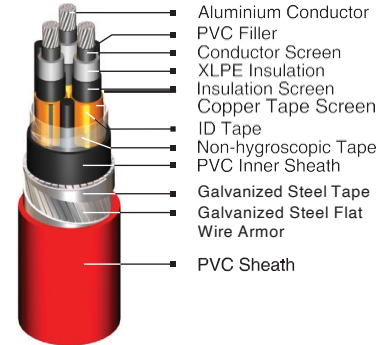
Nom. Cross Section Area	Overall Diameter	Cable Weight
	approx.	approx.
mm <sup>2</sup>	mm	kg/km
35	56.5	3,964
50	59.0	4,302
70	63.0	4,938
95	67.0	5,555
120	70.0	6,148
150	73.5	6,771
185	78.0	7,587
240	83.0	8,627
300	88.0	9,730

#### Application :

For installation in the ground, indoors, cable trunking and outdoors if increased mechanical protection is required or where high-pulling stresses may occur during installation or operation.

#### Special Features on Request

- Oil Resistance
- UV Resistance
- Flame Retardant Cat. A, B, C
- Flame Retardant Non Category
- Anti Termite
- Anti Rodent
- Low Smoke Zero Halogen



#### Note :

##### Conductor Shape

35 - 300 sqmm supplied in compacted circular stranded (cm) conductor shape

##### Standard Packing


35 - 300 sqmm will be supplied in wooden drum on available length  
Length Tolerance per drum ± 2%

### Electrical Data

Conductor			Inductance	Current - Carrying Capacity at 30° C *		Short current circuit at 1 sec	
Nom. Cross Sect. (mm <sup>2</sup> )	DC Resistance at 20°C	AC Resistance at 90°C		in air	in ground	Conductor	Screen
	Max. (Ω/km)	Max. (Ω/km)		Max. (A)	Max. (A)	Max. (kA)	Max. (kA)
35	0.868	1.113	0.397	147	135	3.29	1.03
50	0.641	0.822	0.380	175	159	4.70	1.03
70	0.443	0.568	0.357	218	194	6.58	1.03
95	0.320	0.411	0.340	263	232	8.93	1.37
120	0.253	0.325	0.328	302	263	11.28	1.37
150	0.206	0.265	0.319	339	293	14.10	1.37
185	0.164	0.211	0.308	388	332	17.39	1.37
240	0.125	0.162	0.297	453	383	22.56	1.37
300	0.100	0.130	0.289	515	430	28.20	1.37

# NA2XSEFGbY 3 x (50-300) mm<sup>2</sup> 18/30 kV

NA2XSEFGbY-3 core AL XLPE PVC with  
SFWA armor



(Aluminium Conductor, XLPE Insulated, Copper Tape Screen, Galvanized Steel Flat Wire Armor, PVC Sheathed) *Standard Specification : IEC 60502-2*

## Construction Data


Nom. Cross Section Area	Overall Diameter	Cable Weight
	approx.	approx.
mm <sup>2</sup>	mm	kg/km
50	71.0	5,850
70	75.5	6,613
95	79.0	7,305
120	82.5	7,939
150	85.5	8,556
185	90.0	9,414
240	95.0	10,586
300	100.0	11,854

### Application :

For installation in the ground, indoors, cable trunking and outdoors if increased mechanical protection is required or where high-pulling stresses may occur during installation or operation.

### Special Features on Request

- Oil Resistance
- UV Resistance
- Flame Retardant Cat. A, B, C
- Flame Retardant Non Category
- Anti Termite
- Anti Rodent
- Low Smoke Zero Halogen



### Note :

#### Conductor Shape

50 - 300 sqmm supplied in compacted circular stranded (cm) conductor shape

#### Standard Packing

50 - 300 sqmm will be supplied in wooden drum on available length  
Length Tolerance per drum  $\pm 2\%$

## Electrical Data

Nom. Cross Sect.  (mm <sup>2</sup> )	Conductor		Inductance  (mH/km)	Current - Carrying Capacity at 30° C*		Short current circuit at 1 sec	
	DC Resistance at 20°C	AC Resistance at 90°C		in air	in ground	Conductor	Screen
	Max. (Ω/km)	Max. (Ω/km)		Max. (A)	Max. (A)	Max. (kA)	Max. (kA)
50	0.641	0.822	0.423	177	158	4.70	1.37
70	0.443	0.568	0.396	219	193	6.58	1.37
95	0.320	0.411	0.377	265	231	8.93	1.37
120	0.253	0.325	0.364	303	262	11.28	1.37
150	0.206	0.265	0.353	341	293	14.10	1.37
185	0.164	0.211	0.340	390	331	17.39	1.37
240	0.125	0.161	0.327	455	382	22.56	1.37
300	0.100	0.130	0.317	516	429	28.20	1.37