


# N2XSR(AL)Y 1 x (25-630)

## mm<sup>2</sup> 3.6/6 kV

N2XSR(AL)Y-1 core CU XLPE PVC with AWA armor



(Copper Conductor, XLPE Insulated, Copper Tape Screen, Aluminium Wire Armor, PVC Sheathed)  
 Standard Specification : IEC 60502-2

### Construction Data


Nom. Cross Section Area	Overall Diameter	Cable Weight
	approx.	approx.
mm <sup>2</sup>	mm	kg/km
25	23.0	821
35	24.0	953
50	25.0	1,101
70	27.0	1,355
95	28.5	1,664
120	30.0	1,927
150	31.5	2,206
185	33.5	2,592
240	37.5	3,336
300	40.0	3,994
400	44.0	4,857
500	49.5	6,229
630	53.0	7,692

#### Application :

For installation in the ground, indoors, cable trunking and outdoors if increased mechanical protection is required or where high-pulling stresses may occur during installation or operation.

#### Special Features on Request

- Fire Resistance
- Oil Resistance
- UV Resistance
- Flame Retardant Cat. A, B, C
- Flame Retardant Non Category
- Anti Termite
- Anti Rodent
- Low Smoke Zero Halogen
- Nylon Coated



#### Note :

##### Conductor Shape

25 - 630 sqmm supplied in compacted circular stranded (cm) conductor shape

##### Standard Packing

25 - 300 sqmm supplied in wooden drum @ 1000 m

400 - 630 sqmm will be supplied in wooden drum on available length

Length Tolerance per drum ± 2%


### Electrical Data

Conductor			Inductance		Current - Carrying Capacity at 30° C *				Short current circuit at 1 sec	
Nom. Cross Sect. (mm <sup>2</sup> )	DC Resistance at 20°C	AC Resistance at 90°C	Trefoil formation	Flat formation	⊗		⊙		Conductor Max. (kA)	Screen Max. (kA)
	Max. (Ω/km)	Max. (Ω/km)	(mH/km)	(mH/km)	in air Max. (A)	in ground Max. (A)	in air Max. (A)	in ground Max. (A)		
25	0.727	0.927	0.451	0.498	167	154	171	157	3.58	1.14
35	0.524	0.668	0.428	0.474	202	184	207	188	5.01	1.14
50	0.387	0.494	0.410	0.457	241	216	246	221	7.15	1.14
70	0.268	0.342	0.386	0.432	300	264	306	269	10.01	1.14
95	0.193	0.247	0.371	0.417	363	313	370	318	13.59	1.14
120	0.153	0.196	0.357	0.403	417	355	424	359	17.16	1.14
150	0.124	0.159	0.345	0.391	471	395	478	399	21.45	1.14
185	0.0991	0.128	0.334	0.380	536	442	543	445	26.46	1.14
240	0.0754	0.098	0.330	0.376	625	501	627	499	34.32	1.14
300	0.0601	0.079	0.323	0.369	706	555	705	550	42.90	1.14
400	0.0470	0.063	0.312	0.358	805	617	797	607	57.20	1.14
500	0.0366	0.050	0.312	0.358	894	663	877	645	71.50	1.14
630	0.0283	0.041	0.302	0.348	993	720	967	695	90.09	1.14

# N2XSR(AL)Y 1 x (25-630)

## mm<sup>2</sup> 6/10 kV

N2XSR(AL)Y-1 core CU XLPE PVC with AWA armor



(Copper Conductor, XLPE Insulated, Copper Tape Screen, Aluminium Wire Armor, PVC Sheathed) *Standard Specification : IEC 60502-2*

### Construction Data


Nom. Cross Section Area	Overall Diameter	Cable Weight
	approx.	approx.
mm <sup>2</sup>	mm	kg/km
25	25.0	917
35	26.0	1,051
50	27.0	1,196
70	29.0	1,468
95	30.5	1,768
120	32.0	2,007
150	34.5	2,412
185	36.5	2,842
240	39.0	3,465
300	41.5	4,049
400	45.0	4,939
500	50.0	6,258
630	53.5	7,723

#### Application :

For power stations and switchgear as well as stations because of small bending radius in confined spaces indoors. As underground because of light weight where installation conditions are difficult.

#### Special Features on Request

- Fire Resistance
- Oil Resistance
- UV Resistance
- Flame Retardant Cat. A, B, C
- Flame Retardant Non Category
- Anti Termite
- Anti Rodent
- Low Smoke Zero Halogen
- Nylon Coated



#### Note :

##### Conductor Shape

25 - 630 sqmm supplied in compacted circular stranded (cm) conductor shape

##### Standard Packing

25 - 240 sqmm supplied in wooden drum @ 1000 m

300 - 630 sqmm will be supplied in wooden drum on available length  
Length Tolerance per drum ± 2%


### Electrical Data

Conductor			Inductance		Current - Carrying Capacity at 30° C *				Short current circuit at 1 sec	
Nom. Cross Sect. (mm <sup>2</sup> )	DC Resistance at 20°C	AC Resistance at 90°C	Trefoil formation	Flat formation	in air		in ground		Conductor (kA)	Screen (kA)
	Max. (Ω/km)	Max. (Ω/km)	(mH/km)	(mH/km)	Max. (A)	Max. (A)	Max. (A)	Max. (A)		
25	0.727	0.927	0.467	0.513	169	154	172	157	3.58	1.14
35	0.524	0.668	0.443	0.489	204	184	209	187	5.01	1.14
50	0.387	0.494	0.425	0.471	243	216	248	220	7.15	1.14
70	0.268	0.342	0.401	0.447	302	263	308	268	10.01	1.14
95	0.193	0.247	0.383	0.430	365	313	372	318	13.59	1.14
120	0.153	0.196	0.369	0.415	419	353	426	358	17.16	1.14
150	0.124	0.159	0.362	0.409	475	392	481	396	21.45	1.14
185	0.0991	0.128	0.353	0.399	538	438	543	440	26.46	1.14
240	0.0754	0.098	0.340	0.386	627	500	629	498	34.32	1.14
300	0.0601	0.079	0.329	0.375	706	554	705	549	42.90	1.14
400	0.0470	0.063	0.316	0.363	805	616	798	606	57.20	1.14
500	0.0366	0.050	0.313	0.360	895	664	878	646	71.50	1.14
630	0.0283	0.041	0.304	0.350	995	721	969	695	90.09	1.14

# N2XSR(AL)Y 1 x (25-630)

## mm<sup>2</sup> 8.7/15 kV

N2XSR(AL)Y-1 core CU XLPE PVC with AWA armor



(Copper Conductor, XLPE Insulated, Copper Tape Screen, Aluminium Wire Armor, PVC Sheathed) *Standard Specification : IEC 60502-2*

### Construction Data


Nom. Cross Section Area	Overall Diameter	Cable Weight
	approx.	approx.
mm <sup>2</sup>	mm	kg/km
25	27.0	1,035
35	28.5	1,180
50	29.5	1,334
70	31.0	1,572
95	32.5	1,875
120	35.5	2,282
150	37.5	2,598
185	39.0	3,015
240	41.5	3,590
300	43.5	4,216
400	49.0	5,336
500	52.5	6,488
630	56.0	7,967

#### Application :

For installation in the ground, indoors, cable trunking and outdoors if increased mechanical protection is required or where high-pulling stresses may occur during installation or operation.

#### Special Features on Request

- Oil Resistance
- UV Resistance
- Flame Retardant Cat. A, B, C
- Flame Retardant Non Category
- Anti Termite
- Anti Rodent
- Low Smoke Zero Halogen
- Nylon Coated



#### Note :

##### Conductor Shape

25 - 630 sqmm supplied in compacted circular stranded (cm) conductor shape

##### Standard Packing

25 - 240 sqmm supplied in wooden drum @ 1000 m

300 - 630 sqmm will be supplied in wooden drum on available length  
Length Tolerance per drum ± 2%


### Electrical Data

Conductor			Inductance		Current - Carrying Capacity at 30° C *				Short current circuit at 1 sec	
Nom. Cross Sect. (mm <sup>2</sup> )	DC Resistance at 20°C	AC Resistance at 90°C	Trefoil formation	Flat formation	⊗⊗⊗		⊙⊙⊙		Conductor Max. (kA)	Screen Max. (kA)
	Max. (Ω/km)	Max. (Ω/km)	(mH/km)	(mH/km)	in air	in ground	in air	in ground		
					Max. (A)	Max. (A)	Max. (A)	Max. (A)		
25	0.727	0.927	0.485	0.531	170	153	174	156	3.58	1.14
35	0.524	0.668	0.461	0.507	206	183	211	187	5.01	1.14
50	0.387	0.494	0.442	0.489	245	215	250	219	7.15	1.14
70	0.268	0.342	0.417	0.463	304	262	310	267	10.01	1.14
95	0.193	0.247	0.398	0.444	367	312	373	316	13.59	1.14
120	0.153	0.196	0.391	0.437	422	351	427	354	17.16	1.14
150	0.124	0.159	0.377	0.424	477	391	482	394	21.45	1.14
185	0.0991	0.127	0.366	0.412	540	437	545	438	26.46	1.14
240	0.0754	0.098	0.351	0.397	628	499	630	497	34.32	1.14
300	0.0601	0.079	0.340	0.386	709	553	707	548	42.90	1.14
400	0.0470	0.063	0.334	0.381	799	604	790	592	57.20	1.14
500	0.0366	0.050	0.323	0.369	896	663	880	645	71.50	1.14
630	0.0283	0.041	0.313	0.359	997	720	971	695	90.09	1.14

# N2XSR(AL)Y 1 x (35-630)

## mm<sup>2</sup> 12/20 kV

N2XSR(AL)Y-1 core CU XLPE PVC with AWA armor



(Copper Conductor, XLPE Insulated, Copper Tape Screen, Aluminium Wire Armor, PVC Sheathed) *Standard Specification : IEC 60502-2*

### Construction Data


Nom. Cross Section Area	Overall Diameter	Cable Weight
	approx.	approx.
mm <sup>2</sup>	mm	kg/km
35	30.5	1,299
50	31.5	1,429
70	33.5	1,696
95	36.0	2,131
120	38.0	2,431
150	39.5	2,760
185	41.0	3,127
240	43.5	3,744
300	47.0	4,549
400	51.0	5,524
500	54.5	6,672
630	58.5	8,188

#### Application :

For installation in the ground, indoors, cable trunking and outdoors if increased mechanical protection is required or where high-pulling stresses may occur during installation or operation.

#### Special Features on Request

- Oil Resistance
- UV Resistance
- Flame Retardant Cat. A, B, C
- Flame Retardant Non Category
- Anti Termite
- Anti Rodent
- Low Smoke Zero Halogen
- Nylon Coated



#### Note :

##### Conductor Shape

35 - 630 sqmm supplied in compacted circular stranded (cm) conductor shape

##### Standard Packing

35 - 240 sqmm supplied in wooden drum @ 1000 m

300 - 630 sqmm will be supplied in wooden drum on available length

Length Tolerance per drum ± 2%


### Electrical Data

Conductor			Inductance		Current - Carrying Capacity at 30° C *				Short current circuit at 1 sec	
Nom. Cross Sect. (mm <sup>2</sup> )	DC Resistance at 20°C	AC Resistance at 90°C	Trefoil formation	Flat formation	⊗⊗⊗		⊙⊙⊙		Conductor Max. (kA)	Screen Max. (kA)
	Max. (Ω/km)	Max. (Ω/km)	(mH/km)	(mH/km)	in air	in ground	in air	in ground		
					Max. (A)	Max. (A)	Max. (A)	Max. (A)		
35	0.524	0.668	0.475	0.521	208	183	212	186	5.01	1.14
50	0.387	0.494	0.456	0.502	246	215	251	219	7.15	1.14
70	0.268	0.342	0.429	0.476	306	262	311	266	10.01	1.14
95	0.193	0.247	0.418	0.465	370	310	375	314	13.59	1.14
120	0.153	0.196	0.403	0.449	423	350	429	354	17.16	1.14
150	0.124	0.159	0.389	0.435	478	390	483	393	21.45	1.14
185	0.0991	0.127	0.377	0.423	541	436	545	437	26.46	1.14
240	0.0754	0.098	0.361	0.407	630	498	631	496	34.32	1.14
300	0.0601	0.079	0.355	0.402	707	545	703	538	42.90	1.14
400	0.0470	0.062	0.343	0.389	801	604	792	592	57.20	1.14
500	0.0366	0.050	0.331	0.377	900	663	884	645	71.50	1.14
630	0.0283	0.040	0.321	0.367	999	721	974	695	90.09	1.14

# N2XSR(AL)Y 1 x (50-630)

## mm<sup>2</sup> 18/30 kV

N2XSR(AL)Y-1 core CU XLPE PVC with AWA armor



(Copper Conductor, XLPE Insulated, Copper Tape Screen, Aluminium Wire Armor, PVC Sheathed) *Standard Specification : IEC 60502-2*

### Construction Data


Nom. Cross Section Area	Overall Diameter	Cable Weight
	approx.	approx.
mm <sup>2</sup>	mm	kg/km
50	38.5	1,904
70	40.0	2,187
95	41.5	2,472
120	43.0	2,764
150	45.0	3,114
185	48.5	3,756
240	51.0	4,395
300	53.0	5,086
400	56.5	6,037
500	60.0	7,227
630	64.0	8,800

#### Application :

For installation in the ground, indoors, cable trunking and outdoors if increased mechanical protection is required or where high-pulling stresses may occur during installation or operation.

#### Special Features on Request

- Oil Resistance
- UV Resistance
- Flame Retardant Cat. A, B, C
- Flame Retardant Non Category
- Anti Termite
- Anti Rodent
- Low Smoke Zero Halogen
- Nylon Coated



#### Note :

##### Conductor Shape

50 - 630 sqmm supplied in compacted circular stranded (cm) conductor shape

##### Standard Packing

50 - 185 sqmm supplied in wooden drum @ 1000 m

240 - 630 sqmm will be supplied in wooden drum on available length

Length Tolerance per drum ± 2%

### Electrical Data

Conductor			Inductance		Current - Carrying Capacity at 30° C *				Short current circuit at 1 sec	
Nom. Cross Sect. (mm <sup>2</sup> )	DC Resistance at 20°C	AC Resistance at 90°C	Trefoil formation	Flat formation	⊗⊗⊗		⊙⊙⊙		Conductor Max. (kA)	Screen Max. (kA)
	Max. (Ω/km)	Max. (Ω/km)	(mH/km)	(mH/km)	in air	in ground	in air	in ground		
					Max. (A)	Max. (A)	Max. (A)	Max. (A)		
50	0.387	0.494	0.495	0.542	250	214	254	217	7.15	1.14
70	0.268	0.342	0.467	0.513	309	260	314	264	10.01	1.14
95	0.193	0.247	0.446	0.493	372	309	377	312	13.59	1.14
120	0.153	0.196	0.429	0.475	426	349	431	352	17.16	1.14
150	0.124	0.159	0.415	0.461	480	389	485	391	21.45	1.14
185	0.0991	0.127	0.409	0.455	543	431	546	431	26.46	1.14
240	0.0754	0.097	0.392	0.438	630	491	630	488	34.32	1.14
300	0.0601	0.078	0.379	0.426	708	542	705	536	42.90	1.14
400	0.0470	0.062	0.363	0.410	804	603	796	591	57.20	1.14
500	0.0366	0.050	0.350	0.396	902	662	887	645	71.50	1.14
630	0.0283	0.040	0.340	0.386	1004	721	981	697	90.09	1.14