


N2XSEBY 3 x (25-300)

mm² 3.6/6 kV

N2XSEBY-3 core CU XLPE PVC with STA armor



(Copper Conductor, XLPE Insulated, Copper Tape Screen, Galvanized Steel Tape Armor, PVC Sheathed) *Standard Specification : IEC 60502-2*

Construction Data


Nom. Cross Section Area	Overall Diameter	Cable Weight
	approx.	approx.
mm ²	mm	kg/km
25	38.5	2,417
35	41.0	2,865
50	44.0	3,391
70	48.0	4,272
95	51.5	5,266
120	55.5	6,232
150	59.0	7,271
185	63.0	8,585
240	69.0	10,679
300	75.5	12,965

Application :

For installation indoor, in ground direct buried, for power station and switchgear, if there is a risk that low mechanical damage may occur.

Special Features on Request

- Fire Resistance
- Oil Resistance
- UV Resistance
- Flame Retardant Cat. A, B, C
- Flame Retardant Non Category
- Anti Termite
- Anti Rodent
- Low Smoke Zero Halogen



Note :

Conductor Shape

25 - 300 sqmm supplied in compacted circular stranded (cm) conductor shape

Standard Packing

25 - 50 sqmm supplied in wooden drum @ 1000 m

70 - 300 sqmm will be supplied in wooden drum on available length
Length Tolerance per drum ± 2%


Electrical Data

Conductor			Inductance	Current - Carrying Capacity at 30° C*		Short current circuit at 1 sec	
Nom. Cross Sect.	DC Resistance at 20°C	AC Resistance at 90°C		in air	in ground	Conductor	Screen
	Max. (Ω/km)	Max. (Ω/km)		Max. (A)	Max. (A)	Max. (kA)	Max. (kA)
25	0.727	0.927	0.342	152	146	3.58	1.03
35	0.524	0.668	0.325	184	175	5.01	1.03
50	0.387	0.494	0.313	219	206	7.15	1.03
70	0.268	0.342	0.296	273	251	10.01	1.03
95	0.193	0.247	0.285	330	299	13.59	1.03
120	0.153	0.196	0.276	379	339	17.16	1.03
150	0.124	0.160	0.268	430	380	21.45	1.03
185	0.0991	0.128	0.262	491	427	26.46	1.03
240	0.0754	0.099	0.255	575	492	34.32	1.37
300	0.0601	0.080	0.252	651	549	42.90	1.37

N2XSEBY 3 x (25-300)

mm² 6/10 kV

N2XSEBY-3 core CU XLPE PVC with STA armor



(Copper Conductor, XLPE Insulated, Copper Tape Screen, Galvanized Steel Tape Armor, PVC Sheathed) *Standard Specification : IEC 60502-2*

Construction Data


Nom. Cross Section Area	Overall Diameter	Cable Weight
	approx.	approx.
mm ²	mm	kg/km
25	43.0	2,767
35	46.0	3,279
50	48.5	3,799
70	52.5	4,687
95	56.5	5,753
120	60.0	6,690
150	63.5	7,761
185	67.5	9,091
240	73.0	11,235
300	78.0	13,326

Application :

For installation indoor, in ground direct buried, for power station and switchgear, if there is a risk that low mechanical damage may occur.

Special Features on Request

- Fire Resistance
- Oil Resistance
- UV Resistance
- Flame Retardant Cat. A, B, C
- Flame Retardant Non Category
- Anti Termite
- Anti Rodent
- Low Smoke Zero Halogen



Note :

Conductor Shape

25 - 300 sqmm supplied in compacted circular stranded (cm) conductor shape

Standard Packing

25 - 50 sqmm supplied in wooden drum @ 1000 m

70 - 300 sqmm will be supplied in wooden drum on available length

Length Tolerance per drum ± 2%

Electrical Data

Nom. Cross Sect.	Conductor		Inductance	Current - Carrying Capacity at 30° C*		Short circuit current at 1sec	
	DC	AC		in air	in ground	Conductor	Screen
	Resistance at 20°C	Resistance at 90°C					
(mm ²)	Max. (Ω/km)	Max. (Ω/km)	(mH/km)	Max. (A)	Max. (A)	Max. (kA)	Max. (kA)
25	0.727	0.927	0.368	154	146	3.58	1.03
35	0.524	0.668	0.349	186	175	5.01	1.03
50	0.387	0.494	0.335	222	205	7.15	1.03
70	0.268	0.342	0.316	276	251	10.01	1.03
95	0.193	0.247	0.303	333	299	13.59	1.03
120	0.153	0.196	0.293	382	339	17.16	1.03
150	0.124	0.160	0.284	433	380	21.45	1.03
185	0.0991	0.128	0.277	493	427	26.46	1.37
240	0.0754	0.099	0.267	576	491	34.32	1.37
300	0.0601	0.080	0.261	654	550	42.90	1.37

N2XSEBY 3 x (25-300) mm² 8.7/15 kV

N2XSEBY-3 core CU XLPE PVC with STA armor



(Copper Conductor, XLPE Insulated, Copper Tape Screen, Galvanized Steel Tape Armor, PVC Sheathed) *Standard Specification : IEC 60502-2*

Construction Data


Nom. Cross Section Area	Overall Diameter	Cable Weight
	approx. mm	approx. kg/km
mm ²	mm	kg/km
25	48.5	3,293
35	51.0	3,790
50	53.5	4,324
70	58.0	5,310
95	61.5	6,354
120	65.0	7,321
150	69.0	8,412
185	73.0	9,854
240	78.5	11,980
300	85.0	14,914

Application :

For installation indoor, in ground direct burried, for power station and switchgear, if there is a risk that low mechanical damage may occur.

Special Features on Request

- Oil Resistance
- UV Resistance
- Flame Retardant Cat. A, B, C
- Flame Retardant Non Category
- Anti Termite
- Anti Rodent
- Low Smoke Zero Halogen



Note :

Conductor Shape

25 - 300 sqmm supplied in compacted circular stranded (cm) conductor shape

Standard Packing

25 sqmm supplied in wooden drum @ 1000 m

35 - 300 sqmm will be supplied in wooden drum on available length


Length Tolerance per drum ± 2%

Electrical Data

Conductor			Inductance (mH/km)	Current - Carrying Capacity at 30° C*		Short current circuit at 1 sec	
Nom. Cross Sect. (mm ²)	DC Resistance at 20°C	AC Resistance at 90°C		in air	in ground	Conductor	Screen
	Max. (Ω/km)	Max. (Ω/km)		Max. (A)	Max. (A)	Max. (kA)	Max. (kA)
25	0.727	0.927	0.395	156	146	3.58	1.03
35	0.524	0.668	0.374	189	174	5.01	1.03
50	0.387	0.494	0.359	224	205	7.15	1.03
70	0.268	0.342	0.338	278	250	10.01	1.03
95	0.193	0.247	0.324	336	298	13.59	1.03
120	0.153	0.196	0.312	385	339	17.16	1.03
150	0.124	0.159	0.302	436	379	21.45	1.37
185	0.0991	0.128	0.294	495	426	26.46	1.37
240	0.0754	0.098	0.283	578	490	34.32	1.37
300	0.0601	0.080	0.275	654	546	42.90	1.37

N2XSEBY 3 x (35-300) mm² 12/20 kV

N2XSEBY-3 core CU XLPE PVC with STA armor



(Copper Conductor, XLPE Insulated, Copper Tape Screen, Galvanized Steel Tape Armor, PVC Sheathed) *Standard Specification : IEC 60502-2*

Construction Data


Nom. Cross Section Area	Overall Diameter	Cable Weight
	approx.	approx.
mm ²	mm	kg/km
35	56.5	4,322
50	59.0	4,883
70	63.0	5,836
95	66.5	6,905
120	70.0	7,907
150	74.0	9,096
185	77.5	10,488
240	84.5	13,454
300	89.5	15,722

Application :

For installation indoor, in ground direct buried, for power station and switchgear, if there is a risk that low mechanical damage may occur.

Special Features on Request

- Oil Resistance
- UV Resistance
- Flame Retardant Cat. A, B, C
- Flame Retardant Non Category
- Anti Termite
- Anti Rodent
- Low Smoke Zero Halogen



Note :

Conductor Shape

35 - 300 sqmm supplied in compacted circular stranded (cm) conductor shape

Standard Packing


35 - 300 sqmm will be supplied in wooden drum on available length
Length Tolerance per drum ± 2%

Electrical Data

Nom. Cross Sect. (mm ²)	Conductor		Inductance (mH/km)	Current - Carrying Capacity at 30° C*		Short circuit current at 1sec	
	DC Resistance at 20°C	AC Resistance at 90°C		in air	in ground	Conductor	Screen
	Max. (Ω/km)	Max. (Ω/km)		Max. (A)	Max. (A)	Max. (kA)	Max. (kA)
35	0.524	0.668	0.395	190	174	5.01	1.03
50	0.387	0.494	0.379	226	205	7.15	1.03
70	0.268	0.342	0.357	280	250	10.01	1.03
95	0.193	0.247	0.341	338	298	13.59	1.37
120	0.153	0.196	0.328	387	338	17.16	1.37
150	0.124	0.159	0.318	437	378	21.45	1.37
185	0.0991	0.128	0.308	497	426	26.46	1.37
240	0.0754	0.098	0.296	580	488	34.32	1.37
300	0.0601	0.079	0.287	655	545	42.90	1.37

N2XSEBY 3 x (50-300) mm² 18/30 kV

N2XSEBY-3 core CU XLPE PVC with STA armor



(Copper Conductor, XLPE Insulated, Copper Tape Screen, Galvanized Steel Tape Armor, PVC Sheathed) *Standard Specification : IEC 60502-2*

Construction Data


Nom. Cross Section Area	Overall Diameter	Cable Weight
	approx.	approx.
mm ²	mm	kg/km
50	71.0	6,335
70	75.0	7,435
95	79.0	8,574
120	83.5	10,439
150	87.0	11,661
185	91.0	13,200
240	96.5	15,483
300	102.0	17,950

Application :

For installation indoor, in ground direct buried, for power station and switchgear, if there is a risk that low mechanical damage may occur.

Special Features on Request

- Oil Resistance
- UV Resistance
- Flame Retardant Cat. A, B, C
- Flame Retardant Non Category
- Anti Termite
- Anti Rodent
- Low Smoke Zero Halogen



Note :

Conductor Shape

50 - 300 sqmm supplied in compacted circular stranded (cm) conductor shape

Standard Packing

50 - 300 sqmm will be supplied in wooden drum on available length
Length Tolerance per drum $\pm 2\%$

Electrical Data

Conductor			Inductance	Current - Carrying Capacity at 30° C*		Short current circuit at 1 sec	
Nom. Cross Sect.	DC Resistance at 20°C	AC Resistance at 90°C		in air	in ground	Conductor	Screen
(mm ²)	Max. (Ω/km)	Max. (Ω/km)	Max. (A)	Max. (A)	Max. (kA)	Max. (kA)	
50	0.387	0.494	0.421	229	204	7.15	1.37
70	0.268	0.342	0.396	282	249	10.01	1.37
95	0.193	0.247	0.378	340	297	13.59	1.37
120	0.153	0.196	0.364	390	336	17.16	1.37
150	0.124	0.159	0.351	441	376	21.45	1.37
185	0.0991	0.128	0.340	500	423	26.46	1.37
240	0.0754	0.098	0.326	582	486	34.32	1.37
300	0.0601	0.079	0.315	656	543	42.90	1.37