


0.6/1 kV Single-core cables, XLPE insulated, unarmoured with copper conductor
Power Cable LV



Single-Core Cables, with Stranded Copper Conductors, XLPE Insulated and PVC Sheathed

APPLICATIONS

These cables are intended for fixed installations, indoors and outdoors, in low voltage electricity systems. They are normally used for the distribution of electrical energy in urban networks, power or switching stations, industrial plants, as well as in switchgears, in applications where there is a risk of mechanical damage.

CABLE CHARACTERISTICS



APPLICABLE STANDARDS

EES Low Voltage power cables are designed and tested to meet all the requirements of the latest edition of IEC 60502-1 standard. In addition, EES can also supply a range of alternative designs to meet customer-specified requirements.

CABLE CONSTRUCTION

Conductor

Plain annealed stranded circular or circular compacted copper conductor (Class 2 to IEC 60228).

Insulation

Extruded layer of Cross-linked Polyethylene (XLPE) to IEC 60502-1.

Core Identification


○ Red

Outer Jacket


Extruded layer of Polyvinyl Chloride (PVC) - Type (ST2) to IEC 60502-1.

Note: The core identification colour shown above is the most common. However, any other colour can be provided upon a customer's request (e.g. to HD 308 S2 or IEC 60445).

CABLE INSTALLATION



0.6/1 kV Single-core cables, XLPE insulated,
unarmoured with copper conductor
Power Cable LV



POWER CABLES / IEC 60502-1 CU / XLPE / PVC

0.6 / 1 kV

Nominal cross sectional area mm ²	ELECTRICAL DATA									DIMENSIONS AND WEIGHTS		Cable Code
	Max. Conductor Resistance		Continuous Current Ratings							Approx. overall diameter	Approx. overall weight	
	DC at 20 °C	AC at 90 °C	Buried direct in ground		In buried ducts		In free air					
			(a)	(b)	(c)	(d)	(e)	(f)	(g)	mm	kg / km	
1.5	12.1000	15.4287	27	28	20	23	23	23	31	5.8	50	C208XA10100MB51IMR
2.5	7.4100	9.4485	36	36	26	30	30	31	40	6.2	65	C210XA10100MB51IMR
4	4.6100	5.8782	46	46	34	38	40	41	53	6.8	85	C212XA10100MB51IMR
6	3.0800	3.9274	57	57	42	48	50	52	68	7.3	105	C213XA10100MB51IMR
10	1.8300	2.3335	75	75	56	63	68	70	91	7.9	140	C314XA10100MB51IMR
16	1.1500	1.4665	97	97	73	82	91	93	121	8.9	205	C315XA10100MB51IMR
25	0.7270	0.9273	124	124	96	106	122	125	161	10.5	300	C316XA10100MB51IMR
35	0.5240	0.6686	149	149	117	128	150	154	198	11.5	395	C317XA10100MB51IMR
50	0.3870	0.4941	175	176	140	153	183	189	240	12.9	520	C318XA10100MB51IMR
70	0.2680	0.3428	214	215	174	188	233	240	304	14.7	725	C319XA10100MB51IMR
95	0.1930	0.2476	257	256	212	227	288	297	374	16.5	980	C345XA10100MB51IMR
120	0.1530	0.1970	291	292	243	260	335	346	434	18.0	1220	C346XA10100MB51IMR
150	0.1240	0.1605	327	327	277	295	388	400	499	20.1	1500	C347XA10100MB51IMR
185	0.0991	0.1294	369	369	316	336	450	464	577	22.2	1860	C348XA10100MB51IMR
240	0.0754	0.1002	425	426	371	393	536	553	688	24.9	2415	C349XA10100MB51IMR
300	0.0601	0.0817	479	473	422	447	620	641	797	27.7	2990	C350XA10100MB51IMR
400	0.0470	0.0663	539	540	482	512	720	743	928	30.9	3845	C351XA10100MB51IMR
500	0.0366	0.0545	604	606	549	587	834	862	1084	34.9	4950	C352XA10100MB51IMF
630	0.0283	0.0454	674	673	619	668	955	986	1257	39.3	6295	C353XA10100MB51IMF
800	0.0221	0.0390	739	741	688	750	1078	1116	1440	43.6	8090	C354XA10100MB51IMF
1000	0.0176	0.0346	807	808	766	841	1234	1276	1674	52.2	10150	C255XA10100MB51IMF

