


Single Conductor 600 Voltage

Aerial Bundled Cables Low Voltage
(ABC LV URD)



Secondary Type UD Cable-Aluminum Conductor

APPLICATION: Directly buried or installed in ducts for 600 volt or less secondary distribution.

CONSTRUCTION: Concentric stranded or compressed 1350-H19 aluminum conductor, cross-linked polyethylene insulation.

SPECIFICATIONS: ASTM B-230, B-609, and ICEA S-105-692. UL854. UL available upon request.

OPTIONS: Cable in Duct (CIC) • Abrasion Resistant

RUS ACCEPTED

Code Word	Conductor Size	Nominal Insulation Mils	Approx O.D. Inches	Estimated Weight lbs/1000 ft		Ampacity Directly Buried
				Aluminum	Total	
Princeton	6	60	0.298	25	44	108
Mercer	4	60	0.345	39	63	140
Clemson	2	60	0.403	62	92	180
Kenyon	1	80	0.473	78	121	203
Harvard	1/0	80	0.512	99	146	231
Yale	2/0	80	0.555	125	177	263
Tufts	3/0	80	0.603	157	215	299
Beloit	4/0	80	0.658	198	263	338
Hofstra	250	95	0.732	234	314	368
Gonzaga	300	95	0.784	281	367	407
Rutgers	350	95	0.831	328	420	444
Dartmouth	400	95	0.875	376	476	475
Emory	500	95	0.956	469	577	540
Duke	600	110	1.060	562	697	595
Furman	700	110	1.127	656	804	645
Sewanee	750	110	1.159	703	853	667
Fordham	1000	110	1.304	937	1108	800

Duplex Conductor 600 Voltage URD

Secondary Type UD Cable-Aluminum Conductor

APPLICATION: Directly buried or installed in ducts for 600 volt or less secondary distribution.

CONSTRUCTION: Concentric stranded or compressed 1350-H19 aluminum conductor, cross linked polyethylene insulation. Insulated conductors surface printed, neutral, yellow striped.

SPECIFICATIONS: ASTM B-230, B-231, B-609, B-901 and ICEA S-105-692. Federal specification A-A-595544A NEC. UL854.


OPTIONS: Cable in Duct • Abrasion Resistant

RUS ACCEPTED /or APPROVED

Code Word	Phase Conductor			Neutral			Single Phase Conductor (inches)	Outside Diameter (inches)	Weight Per 1000 ft. (lbs)	Ampacity (Amps)	
	Size AWG	Strand	Insulation Thickness (mils)	Size AWG	Strand	Insulation Thickness (mils)				Direct Burial	In Duct
Bard	8	7/w	60	8	7/w	60	0.262	0.524	76	70	70
Claffin	6	7/w	60	6	7/w	60	0.299	0.596	91	95	70
Delgado	4	7/w	60	4	7/w	60	0.345	0.69	129	125	90
Everett	2	7/w	60	2	7/w	60	0.403	0.800	189	187	100

Triplex Conductor 600 Voltage

Aerial Bundled Cables Low Voltage (ABC LV URD)



APPLICATION: Directly buried or installed in ducts for 600 volt or less secondary distribution.

CONSTRUCTION: Concentric stranded or compressed 1350-H19 aluminum conductors, cross-linked polyethylene insulation. Insulated conductors surface printed, neutral, yellow striped. Two phase and one neutral conductor twisted together (LH lay).

SPECIFICATIONS: ASTM B-230, B-231, B-609, B-901, ICEA S-105-692, Federal Specification A-A-59544A. UL854.


OPTIONS: Cable in Duct (CIC) • Abrasion Resistant.

RUS ACCEPTED

Code Word	Phase Conductor			Neutral			Single Phase Conductor (inches)	Outside Diameter (inches)	Weight per 1000 ft. (lbs)	Allowable Ampacity+	
	Size AWG	Stranding	Insulation Thickness (mils)	Size AWG	Stranding	Insulation Thickness (mils)				Direct Burial	In Duct
Erskine	6	7/w	60	6	7/w	60	0.299	0.646	143	95	70
Vassar	4	7/w	60	4	7/w	60	0.345	0.754	203	125	90
Stephens	2	7/w	60	4	7/w	60	0.403	0.842	264	165	120
Ramapo	2	7/w	60	2	7/w	60	0.403	0.874	294	165	120
Brenau	1/0	19/w	80	2	7/w	60	0.522	1.064	408	215	160
Bergen	1/0	19/w	80	1/0	19/w	80	0.522	1.133	465	215	180
Converse	2/0	19/w	80	1	19/w	80	0.566	1.174	502	245	180
Hunter	2/0	19/w	80	2/0	19/w	80	0.566	1.228	560	245	180
Hollins	3/0	19/w	80	1/0	19/w	80	0.616	1.276	608	280	205
Sweetbriar	4/0	19/w	80	2/0	19/w	80	0.672	1.389	739	315	240
Monmouth	4/0	19/w	80	4/0	19/w	80	0.672	1.457	828	315	240
Pratt	250	37/w	95	3/0	19/w	80	0.748	1.538	893	345	265
Wesleyan	350	37/w	95	4/0	19/w	80	0.851	1.736	1166	415	320
Rider	500	37/w	95	350	37/w	95	0.979	2.035	1663	495	395

Quadruplex Conductor 600 Voltage

Aerial Bundled Cables Low Voltage
(ABC LV URD)



Secondary Type UD Cable-Aluminum Conductor

APPLICATION: Directly buried or installed in ducts for 600 volts or less secondary distribution.

CONSTRUCTION: Concentric stranded or compressed 1350-H19 aluminum conductors, cross-linked polyethylene insulation. Insulated conductors surface printed, neutral, yellow striped. Three phase and one neutral conductor cable together (LH lay).

SPECIFICATIONS: ASTM B-230, B-231, B-609, B-901, ICEA S-105-692, Federal Specification A-A-59544A and NEC. UL854.


UL available upon request.

RUS ACCEPTED

Code Word	Phase Conductor			Neutral			Outside Diameter (in.)	Weight per 1000 ft. (lbs)	Ampacity(Amps)	
	Size AWG	Strand	Insulation Thickness (mils)	Size AWG	Strand	Insulation Thickness (mils)			Direct Burial	In Duct
Tulsa	4	7/w	60	4	7/w	60	0.893	258	119	85
Dyke	2	7/w	60	4	7/w	60	0.938	346	153	115
Wittenberg	2	7/w	60	2	7/w	60	0.973	375	153	115
Notre Dame	1/0	19/w	80	2	7/w	60	1.188	541	198	150
Syracuse	2/0	19/w	80	1	19/w	80	1.316	664	225	170
Davidson	3/0	19/w	80	3/0	19/w	80	1.487	874	250	195
Wake Forest	4/0	19/w	80	2/0	19/w	80	1.560	979	290	225
Earlham	4/0	19/w	80	4/0	19/w	80	1.623	1066	290	225
Rust	250	37/w	95	3/0	19/w	80	1.760	1203	325	210
Slippery Rock	350	37/w	95	4/0	19/w	80	1.945	1544	385	305
Wofford	500	37/w	95	350	37/w	95	2.348	2174	467	420
Windham	750	61/w	110	500	37/w	95	2.850	3147	615	492

800 Series Voltage

Aerial Bundled Cables Low Voltage
(ABC LV URD)



Triplex 600v Secondary UD RHH or RHW-2 or USE-2 8000 Series Aluminum Alloy (AA-8000) Conductors Cross Linked Polyethylene (XLP) Insulation

APPLICATION: Triplex Type RHH or RHW-2 or USE-2 is primarily used for secondary distribution and underground service at 600 volts or less, either direct burial or in ducts, where increased flexibility is needed. May also be used with conduit as specified by the NEC.

CONSTRUCTION: Type RHH or RHW-2 or USE-2 conductors are compressed stranded AA-8000 series Aluminum Alloy insulated with cross-linked polyethylene. A triplex construction consists of two-phase conductors and one neutral. The neutral conductor contains yellow extruded stripes and sequential footage marks. Conductors are surface printed for identification.

SPECIFICATIONS: Triplex Type RHH or RHW-2 or USE-2 600 volt cable meets or exceeds the following applicable ASTM specifications: B-800 8000 Series Aluminum Alloy Wire for Electrical Purposes • Annealed and intermediate tempers. B-801 Compressed Conductors of 8000 Series. Aluminum Alloy for Subsequent Covering or Insulations. Triplex 600 Volt secondary UD Cable meets or exceeds all applicable requirements of S-105-682 for cross-linked polyethylene insulated conductors, UL Standard 44 for type RHW-2, and UL Standard 854 for Type USE-2.

Code Word	Phase Conductor			Neutral			Diameter (mils)		Weight Per 1000 ft. (lbs)	Allowable Ampacity+	
	Size AWG	Strand	Insulation Thickness (mils)	Size AWG	Stranding	Insulation Thickness (mils)	Single Phase Conductor	Complete Cable		Direct Burial	In Duct
TRIPLEXED WITH YELLOW EXTRUDED STRIPE NEUTRAL											
Vassar	4	7/w	60	4	7/w	60	345	745	191	125	90
Stephens	2	7/w	60	4	7/w	60	403	870	249	165	120
Ramapo	2	7/w	60	2	7/w	60	403	870	278	165	120
Brenau	1/0	19/w	80	2	7/w	60	512	1106	387	215	160
Converse	2/0	19/w	80	1	19/w	80	555	1199	478	245	180
Sweetbriar	4/0	19/w	80	2/0	19/w	80	658	1421	709	315	240
Monmouth	4/0	19/w	80	4/0	19/w	80	658	1421	796	315	240
Pratt	250	37/w	95	3/0	19/w	80	732	1581	853	345	265
Wake Forest	4/0	37/w	95	2/0	19/w	80	831	1795	1118	415	320
Wesleyan	350	37/w	95	4/0	19/w	80	831	1795	1118	415	320