
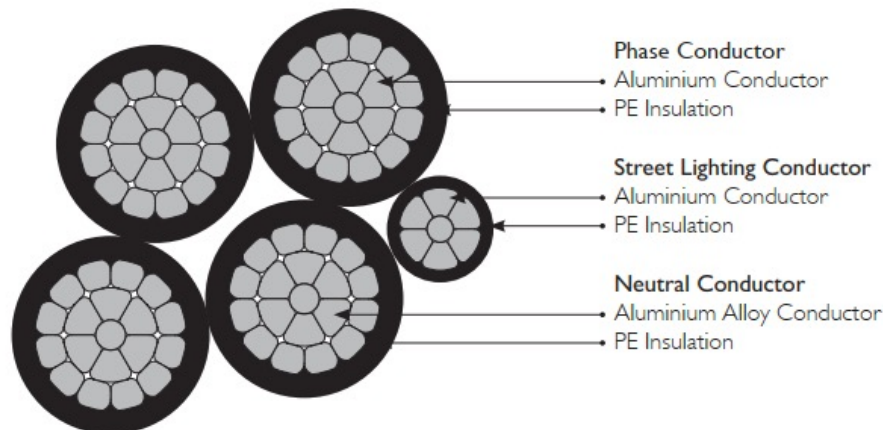


# IEC 60502

Aerial Bundled Cables Low Voltage(ABC LV)



## IEC 60502 & TNB Specification 0.6/1 (1.2) kV



### DESCRIPTION

The aerial bundled cables designed for overhead distribution lines have an insulated neutral messenger made of AAAC, which the insulated aluminium phase conductors are helically wound over it. Cables are rated at 0.6/1(1.2) kV and conform to IEC 60502 & TNB Specification.

### CONSTRUCTION

- 1 Conductor :
  - a) Phase - The phase conductors shall be of H68 Condition aluminium conductor and compacted circular stranded.
  - b) Neutral or messenger - The neutral or messenger conductor shall be of aluminium alloy conductor and compacted circular stranded.
  - c) Street Lighting - The street lighting conductors shall be of H68 Condition aluminium conductor and compacted circular stranded.
- 2 Insulation :

The phase, neutral and street lighting conductors shall be extruded with Polyethylene (PE) as insulation.
- 3 Assembly :

The cable consists of insulated phase and street lighting aluminium conductors, shall be held firmly onto the insulated neutral messenger aluminium alloy conductor in a right hand (Z) lay.

# IEC 60502

## Aerial Bundled Cables Low Voltage(ABC LV)



### IEC 60502 & TNB Specification

0.6/1 (1.2) kV

#### Cables without street lighting

Phase conductor

	mm <sup>2</sup>	16 *	16 *	25	35	50	70	95	120	150	185
Nominal cross-sectional area	mm <sup>2</sup>	16 *	16 *	25	35	50	70	95	120	150	185
Number of cores		1	3	3	3	3	3	3	3	3	3
Minimum number of wires		6	6	6	6	6	12	15	15	30	30
Nominal insulation thickness	mm	1.0	1.0	1.2	1.2	1.4	1.4	1.6	1.6	1.8	2.0
Diameter of insulated core	mm	6.8	6.8	8.5	9.5	11.2	13.0	15.1	16.6	18.4	20.6
Max. dc resistance at 20°C	ohm/km	1.91	1.91	1.20	0.868	0.641	0.443	0.320	0.253	0.206	0.164
Current rating at still wind, ambient temperature = 30°C, conductor temperature = 75°C	A	61	61	84	104	129	167	209	246	283	332
Maximum voltage drop	mV/A/m	4.67	4.05	2.54	1.84	1.36	0.95	0.69	0.55	0.46	0.37

Messenger conductor

Nominal cross-sectional area	mm <sup>2</sup>	25	25	25	25	35	50	70	70	95	120
Minimum number of wires		6	6	6	6	6	6	12	12	15	15
Nominal insulation thickness	mm	1.2	1.2	1.2	1.2	1.2	1.4	1.4	1.4	1.6	1.6
Diameter of insulated core	mm	8.5	8.5	8.5	8.5	9.5	11.2	13.1	13.1	15.1	16.6
Max. dc resistance at 20°C	ohm/km	1.312	1.312	1.312	1.312	0.943	0.693	0.469	0.469	0.349	0.273
Calculated breaking load	kN	6.4	6.4	6.4	6.4	8.9	12.1	18.0	18.0	24.2	30.8

Completed cable

Approx. overall diameter	mm	15.3	19.0	23.2	25.6	30.0	34.9	40.6	44.1	49.2	54.9
Approx. weight of cable	kg/km	160	290	400	500	680	920	1,270	1,510	1,870	2,340
Packing length	m/drum	1,000	1,000	1,000	1,000	1,000	1,000	500	500	500	500

#### Cables with street lighting

Phase conductor

Nominal cross-sectional area	mm <sup>2</sup>	25	35	50	70	95 *	120	150	185 *
Number of cores		3	3	3	3	3	3	3	3
Minimum number of wires		6	6	6	12	15	15	30	30
Nominal insulation thickness	mm	1.2	1.2	1.4	1.4	1.6	1.6	1.8	2.0
Diameter of insulated core	mm	8.5	9.5	11.2	13.0	15.1	16.6	18.4	20.6
Max. dc resistance at 20°C	ohm/km	1.20	0.868	0.641	0.443	0.320	0.253	0.206	0.164
Current rating at still wind, ambient temperature = 30°C, conductor temperature = 75°C	A	84	104	129	167	209	246	283	332
Maximum voltage drop	mV/A/m	2.54	1.84	1.36	0.95	0.69	0.55	0.46	0.37

Messenger conductor

Nominal cross-sectional area	mm <sup>2</sup>	25	25	35	50	70	70	95	120
Minimum number of wires		6	6	6	6	12	12	15	15
Nominal insulation thickness	mm	1.2	1.2	1.2	1.4	1.4	1.4	1.6	1.6
Diameter of insulated core	mm	8.5	8.5	9.5	11.2	13.1	13.1	15.1	16.6
Max. dc resistance at 20°C	ohm/km	1.312	1.312	0.943	0.693	0.469	0.469	0.349	0.273
Calculated breaking load	kN	6.4	6.4	8.9	12.1	18.0	18.0	24.2	30.8

Street lighting conductor


Nominal cross-sectional area	mm <sup>2</sup>	16	16	16	16	16	16	16	16
Minimum number of wires		6	6	6	6	6	6	6	6
Nominal insulation thickness	mm	1.0	1.0	1.0	1.0	1.0	1.0	1.0	1.0
Diameter of insulated core	mm	6.8	6.8	6.8	6.8	6.8	6.8	6.8	6.8
Max. dc resistance at 20°C	ohm/km	1.91	1.91	1.91	1.91	1.91	1.91	1.91	1.91

Completed cable

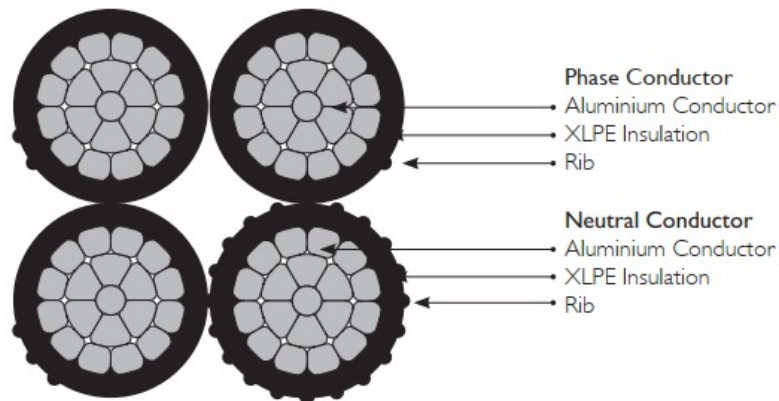
Approx. overall diameter	mm	23.2	25.6	30.0	34.9	40.6	44.1	49.2	54.9
Approx. weight of cable	kg/km	470	560	740	980	1,330	1,580	1,940	2,410
Packing length	m/drum	1,000	1,000	1,000	1,000	500	500	500	500

Remarks : \*Standard size in the TNB Specification .

# AS/NZS 3560.I 0.6/I (1.2) kV Aerial Bundled Cables Low Voltage(ABC LV)



## AS/NZS 3560.I 0.6/I (1.2) kV



### DESCRIPTION

The aerial bundled cables designed for overhead distribution lines have all conductors made of aluminium 1350 and are insulated with XLPE. Phase and neutral cores are laid up in a bundle with a left hand lay. Cables are rated at 0.6/1(1.2) kV and conform to AS/NZS 3560.I.


The main advantage of aerial bundled cables include :

1. Ease of erection and stringing
2. Practically no tree - trimming required
3. Less maintenance

### CONSTRUCTION

- 1 Conductor (For both phase and neutral) :  
The conductors shall be of aluminium 1350 wires and are compacted circular stranded.
- 2 Insulation :  
The conductors shall be extruded with Cross-linked Polyethylene (XLPE) material as insulation. Each phase core is marked with numerals and letters 1 ONE, 2 TWO or 3 THREE and with one rib, two ribs or three ribs to denote the phases. The neutral core carries equally spaced ribs right round the circumference.
- 3 Assembly :  
The cores shall be laid up with a left hand (S) lay.

# AS/NZS 3560.I 0.6/I (1.2) kV Aerial Bundled Cables Low Voltage(ABC LV)



## AS/NZS 3560.I

## 0.6/I (1.2) kV

### Phase conductor

Nominal cross-sectional area	mm <sup>2</sup>	16	25	35	50	95	25	35	50
Number of cores		1	1	1	1	1	2	2	2
Minimum number of wires		6	6	6	6	15	6	6	6
Nominal insulation thickness	mm	1.3	1.3	1.3	1.5	1.7	1.3	1.3	1.5
Diameter of insulated core	mm	7.5	8.8	9.8	11.4	15.3	8.8	9.8	11.4
Max. dc resistance at 20°C	ohm/km	1.91	1.20	0.868	0.641	0.320	1.20	0.868	0.641
Current rating for typical Australian installation conditions Conductor temperature = 80°C	A	78	105	125	150	230	97	120	140

### Neutral conductor

Nominal cross-sectional area	mm <sup>2</sup>	16	25	35	50	95	25	35	50
Minimum number of wires		6	6	6	6	15	6	6	6
Nominal insulation thickness	mm	1.3	1.3	1.3	1.5	1.7	1.3	1.3	1.5
Diameter of insulated core	mm	7.5	8.8	9.8	11.4	15.3	8.8	9.8	11.4
Max. dc resistance at 20°C	ohm/km	1.91	1.20	0.868	0.641	0.320	1.20	0.868	0.641

### Completed cable

Minimum breaking load	kN	4.4	7.0	9.8	14.0	26.6	10.5	14.7	21.0
Approx. overall diameter	mm	15.0	17.6	19.6	22.8	30.6	19.0	21.1	24.6
Approx. weight of cable	kg/km	140	210	270	370	680	310	410	550
Packing length	m/drum	1,000	1,000	1,000	1,000	500	1,000	1,000	1,000

### Phase conductor

Nominal cross-sectional area	mm <sup>2</sup>	16	25	35	50	70	95	120	150
Number of cores		3	3	3	3	3	3	3	3
Minimum number of wires		6	6	6	6	12	15	15	15
Nominal insulation thickness	mm	1.3	1.3	1.3	1.5	1.5	1.7	1.7	1.7
Diameter of insulated core	mm	7.5	8.8	9.8	11.4	13.2	15.3	16.8	18.2
Max. dc resistance at 20°C	ohm/km	1.91	1.20	0.868	0.641	0.443	0.320	0.253	0.206
Current rating for typical Australian installation conditions Conductor temperature = 80°C	A	74	97	120	140	175	215	250	280

### Neutral conductor


Nominal cross-sectional area	mm <sup>2</sup>	16	25	35	50	70	95	120	150
Minimum number of wires		6	6	6	6	12	15	15	15
Nominal insulation thickness	mm	1.3	1.3	1.3	1.5	1.5	1.7	1.7	1.7
Diameter of insulated core	mm	7.5	8.8	9.8	11.4	13.2	15.3	16.8	18.2
Max. dc resistance at 20°C	ohm/km	1.91	1.20	0.868	0.641	0.443	0.320	0.253	0.206

### Completed cable

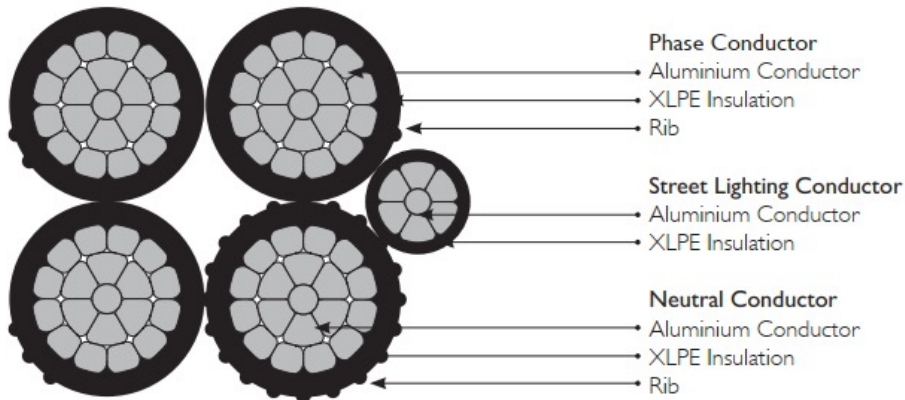
Minimum breaking load	kN	8.8	14.0	19.6	28.0	39.2	53.2	67.2	84.0
Approx. overall diameter	mm	18.1	21.2	23.7	27.5	31.9	36.9	40.6	43.9
Approx. weight of cable	kg/km	290	410	550	740	1,000	1,370	1,690	2,020
Packing length	m/drum	1,000	1,000	1,000	1,000	1,000	500	500	500

# BS 7870-5 0.6/I (1.2) kV

## Aerial Bundled Cables Low Voltage(ABC LV)



### BS 7870-5 0.6/I (1.2) kV



#### DESCRIPTION

The aerial bundled cables designed for overhead distribution lines have all conductors made of aluminium 1350 and are insulated with XLPE. Phase and neutral cores are laid up in a bundle with a left hand lay. Cables are rated at 0.6/1(1.2) kV and conform to BS 7870-5.

The main advantage of aerial bundled cables include :


1. Ease of erection and stringing
2. Practically no tree - trimming required
3. Less maintenance

#### CONSTRUCTION

- 1 Conductor (For either phase, neutral or street lighting) :  
The conductors shall be of aluminium 1350 wires and are compacted circular stranded.
- 2 Insulation :  
The conductors shall be extruded with Cross-linked Polyethylene ( XLPE ) material as insulation. Each phase core is marked with numerals and letters 1 ONE, 2 TWO or 3 THREE and with one rib, two ribs or three ribs to denote the phases. The neutral core carries equally spaced ribs right round the circumference.
- 3 Assembly :  
The cores shall be laid up with a left hand (S) lay.

# BS 7870-5 0.6/I (1.2) kV

## Aerial Bundled Cables Low Voltage(ABC LV)



### BS 7870-5

### 0.6/I (1.2) kV

#### Cables without street lighting

Phase conductor

Nominal cross-sectional area	mm <sup>2</sup>	25	35	50	70	95	25	35	50	70	95	120
Number of cores		1	1	1	1	1	3	3	3	3	3	3
Minimum number of wires		6	6	6	12	15	6	6	6	12	15	15
Nominal insulation thickness	mm	1.3	1.3	1.5	1.5	1.7	1.3	1.3	1.5	1.5	1.7	1.7
Diameter of insulated core	mm	8.8	9.8	11.5	13.2	15.3	8.8	9.8	11.5	13.2	15.3	16.8
Max. dc resistance at 20°C	ohm/km	1.20	0.868	0.641	0.443	0.320	1.20	0.868	0.641	0.443	0.320	0.253
Current rating at still wind ambient temperature = 30°C Conductor temperature = 75°C	A	84	104	129	167	209	84	104	129	167	209	283

Neutral conductor

Nominal cross-sectional area	mm <sup>2</sup>	25	35	50	70	95	25	35	50	70	95	120
Minimum number of wires		6	6	6	12	15	6	6	6	12	15	15
Nominal insulation thickness	mm	1.3	1.3	1.5	1.5	1.7	1.3	1.3	1.5	1.5	1.7	1.7
Diameter of insulated core	mm	8.8	9.8	11.5	13.2	15.3	8.8	9.8	11.5	13.2	15.3	16.8
Max. dc resistance at 20°C	ohm/km	1.20	0.868	0.641	0.443	0.320	1.20	0.868	0.641	0.443	0.320	0.253

Completed cable

Minimum breaking load	kN	8.2	11.2	15.2	22.0	30.6	16.4	22.4	30.4	44.0	61.2	77.6
Approx. overall diameter	mm	17.6	19.6	23.0	26.4	30.6	21.2	23.7	27.8	31.9	36.9	40.6
Approx. weight of cable	kg/km	210	270	360	500	680	410	550	730	1000	1370	1690
Packing length	m/drum	1,000	1,000	1,000	1,000	500	1,000	1,000	1,000	1,000	500	500

#### Cables with street lighting

Phase conductor

Nominal cross-sectional area	mm <sup>2</sup>	50	70	95
Number of cores		3	3	3
Minimum number of wires		6	12	15
Nominal insulation thickness	mm	1.5	1.5	1.7
Diameter of insulated core	mm	11.5	13.2	15.3
Max. dc resistance at 20°C	ohm/km	0.641	0.443	0.320
Current rating at still wind, ambient temperature = 30°C conductor temperature = 75°C	A	129	167	209

Neutral conductor

Nominal cross-sectional area	mm <sup>2</sup>	50	70	95
Minimum number of wires		6	12	15
Nominal insulation thickness	mm	1.5	1.5	1.7
Diameter of insulated core	mm	11.5	11.5	15.3
Max. dc resistance at 20°C	ohm/km	0.641	0.443	0.320

Street lighting conductor


Nominal cross-sectional area	mm <sup>2</sup>	25	25	25
Minimum number of wires		6	6	6
Nominal insulation thickness	mm	1.3	1.3	1.3
Diameter of insulated core	mm	8.8	8.8	8.8
Max. dc resistance at 20°C	ohm/km	1.20	1.20	1.20

Completed cable

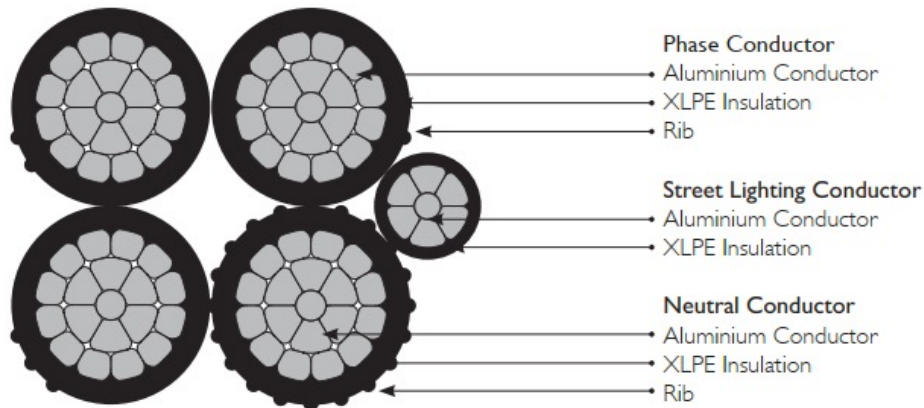
Minimum breaking load	kN	34.5	48.1	65.3
Approx. overall diameter	mm	29.8	33.6	38.2
Approx. weight of cable	kg/km	830	1100	1470
Packing length	m/drum	1,000	1,000	500

# IEC 60502 LV/ABC 0.6/I (1.2) kV

Aerial Bundled Cables Low Voltage(ABC LV)



## IEC 60502 & DES/LV/ABC 0.6/I (1.2) kV



### DESCRIPTION

The aerial bundled cables designed for overhead distribution lines have all conductors made of aluminium 1350 and are insulated with XLPE. Phase and neutral cores are laid up in a bundle with a left hand lay. Cables are rated at 0.6/1(1.2) kV and conform to IEC 60502 & DES/LV/ABC.

The main advantage of aerial bundled cables include :


1. Ease of erection and stringing
2. Practically no tree - trimming required
3. Less maintenance

### CONSTRUCTION

- 1 **Conductor (For either phase, neutral or street lighting) :**  
The conductors shall be of H68 condition aluminium conductor and compacted circular stranded.
- 2 **Insulation :**  
The conductors shall be extruded with Cross-linked Polyethylene ( XLPE ) material as insulation. Each phase core is marked with one rib, two ribs or three ribs to denote the phases .The neutral core carries equally spaced ribs right round the circumference.The street lighting core is marked with the letter " S/L " .
- 3 **Assembly :**  
The cores shall be laid up with a left hand (S) lay.

# IEC 60502 LV/ABC 0.6/I (1.2) kV

Aerial Bundled Cables Low Voltage(ABC LV)



## IEC 60502 & DES/LV/ABC

0.6/I (1.2) kV

### Cables without street lighting

#### Phase conductor

Nominal cross-sectional area	mm <sup>2</sup>	25	35
Number of cores		3	3
Minimum number of wires		6	6
Nominal insulation thickness	mm	1.4	1.4
Diameter of insulated core	mm	8.9	9.9
Max. dc resistance at 20°C	ohm/km	1.20	0.868
Minimum breaking load	kN	3.5	4.9
Current rating at still wind, ambient temperature = 30°C, conductor temperature = 75°C	A	84	104

#### Neutral Conductor

Nominal cross-sectional area	mm <sup>2</sup>	25	35
Minimum number of wires		6	6
Nominal insulation thickness	mm	1.4	1.4
Diameter of insulated core	mm	8.9	9.9
Max. dc resistance at 20°C	ohm/km	1.2	0.868
Minimum breaking load	kN	3.5	4.9

#### Completed cable

Approx. overall diameter	mm	21.5	23.9
Approx. weight of cable	kg/km	420	550
Packing length	m/drum	1,000	1,000

### Cables with street lighting

#### Phase conductor

Nominal cross-sectional area	mm <sup>2</sup>	120	185
Number of cores		3	3
Minimum number of wires		15	30
Nominal insulation thickness	mm	1.7	2.2
Diameter of insulated core	mm	17.0	21.0
Max. dc resistance at 20°C	ohm/km	0.253	0.164
Minimum breaking load	kN	16.8	25.9
Current rating at still wind, ambient temperature = 30°C, conductor temperature = 75°C	A	246	332

#### Neutral conductor

Nominal cross-sectional area	mm <sup>2</sup>	120	185
Minimum number of wires		15	30
Nominal insulation thickness	mm	1.7	2.2
Diameter of insulated core	mm	17.0	21.0
Max. dc resistance at 20°C	ohm/km	0.253	0.164
Minimum breaking load	kN	16.8	25.9

#### Street lighting conductor

Nominal cross-sectional area	mm <sup>2</sup>	25	25
Minimum number of wires		6	6
Nominal insulation thickness	mm	1.4	1.4
Diameter of insulated core	mm	8.9	8.9
Max. dc resistance at 20°C	ohm/km	1.2	1.2


#### Completed cable

Approx. overall diameter	mm	43.8	50.7
Approx. weight of cable	kg/km	1,800	2,700
Packing length	m/drum	500	500



# Covered Line Wire Aluminum Conductor

Aerial Bundled Cables Low Voltage(ABC LV)



**APPLICATION:** Used primarily for overhead secondary distribution lines. Not an electrically insulated conductor and is treated as bare conductor when installed.


**CONSTRUCTION:** Conductors are aluminum alloy 1350-H19, 6201-T81, or ACSR conductors, concentrically stranded and covered for weather proofing with polyethylene, high density polyethylene (HD) or cross-linked polyethylene (XLP).

**SPECIFICATIONS:** Covered Line Wire meets or exceeds the following ASTM specifications: B-230 Aluminum Wire, 1350-H19 for electrical purposes • B-231 Aluminum conductors, Concentric-lay-Stranded • B-232 Aluminum conductors, Concentric-lay-Stranded, Coated Steel Reinforced (ACSR) • B-399 Concentric-lay-Stranded, 6201-T81 Aluminum

CodeWord	SizeAWG	Strand	Insulation Thickness (mils)	Outside Diameter (in)	Rated Strength (lbs/mft)	Weight		Ampacity (Amps)XLP
						XLP	POLY	
COVERED LINE WIRE-ALUMINUM CONDUCTOR ACSR								
Walnut	6	6/1	30	0.258	1131	49.0	47.0	105
Butternut	4	6/1	30	0.303	1760	71.8	70.0	135
Hickory	4	7/1	30	0.309	2240	81.6	79.8	135
Pignut	2	6/1	45	0.397	2710	118.1	114.8	180
Beech	2	7/1	45	0.405	3460	134.1	130.7	180
Chestnut	1	6/1	45	0.434	3370	145.5	141.8	210
Almond	1/0	6/1	60	0.506	4160	190.4	184.9	235
Pecan	2/0	6/1	60	0.554	5040	234.2	227.9	270
Filbert	3/0	6/1	60	0.607	6290	288.5	281.4	305
Buckeye	4/0	6/1	60	0.666	7930	365.5	348.5	345
Hackberry	266.8	18/1	60	0.711	6540	354.8	346.8	435

# Duplex Overhead Aluminum Conductor

Aerial Bundled Cables Low Voltage(ABC LV)



**APPLICATION:** To supply 120 volt aerial service for temporary service at construction sites, outdoor or street lighting. For service at 600 volts or lower at a conductor temperature of 75°C maximum.

**CONSTRUCTION:** Concentric strand or compressed 1350-H19 conductor, polyethylene or cross-linked polyethylene insulation, concentric strand AAC, ACSR, or 6201 alloy neutral messenger.


**SPECIFICATIONS:** Duplex service drop cable meets or exceeds the following ASTM specifications: B-230 Aluminum Wire, 1350-H19 or electrical purposes • B-231 Aluminum conductors, Concentric-lay-Stranded. • B-232 Aluminum conductors, Concentric-lay-Stranded, Coated Steel Reinforced (ACSR) • B-399 Concentric-lay-Stranded, 6201-T81 Aluminum • Service Drop cable meets or exceeds all applicable requirements of ICEA S-76-474

**RUS ACCEPTED**

CodeWord	Phase Conductors			Bare Neutral Messenger			Weight Per 1000 ft. (lbs)		Rating (Amps)	
	Size AWG	Strand	Insulation Thickness (mils)	Size AWG	Strand	Breaking Strength	XLP	POLY	XLP	POLY
<b>AAC</b>										
Pekingese	6	SOLID	45	6	7/w	563	63.5	61.7	85	70
Collie	6	7/w	45	6	7/w	563	66.8	63.1	85	70
Dachshund	4	SOLID	45	4	7/w	881	95.5	93.4	110	90
Spaniel	4	7/w	45	4	7/w	881	100.5	95.4	110	90
Doberman	2	7/w	45	2	7/w	1,350	152.7	145.7	150	120
Malamute	1/0	19/w	60	1/0	7/w	1,990	242.6	234.2	200	60
<b>ACSR NEUTRAL MESSENGER</b>										
Setter	6	SOLID	45	6	6/1	1,190	75.0	73.2	85	70
Shepherd	6	7/w	45	6	6/1	1,190	78.3	74.6	85	70
Eskimo	4	SOLID	45	4	6/1	1,860	113.7	111.6	110	90
Terrier	4	7/w	45	4	6/1	1,860	118.7	113.6	110	90
Chow	2	7/w	45	2	6/1	2,850	181.7	174.7	150	115
Bull	1/0	19/w	60	1/0	6/1	4,380	288.7	280.3	200	155
<b>6201 ALLOY NEUTRAL MESSENGER</b>										
Chihuahua	6	SOLID	45	6	7/w	1,110	67.6	65.8	85	70
Vizsla	6	7/w	45	6	7/w	1,110	70.9	67.2	85	70
Harrier	4	SOLID	45	4	7/w	1,760	102.0	99.9	110	90
Whippet	4	7/w	45	4	7/w	1,760	107.0	101.9	110	90
Schnauzer	2	7/w	45	2	7/w	2,800	163.3	156.2	150	115
Heeler	1/0	19/w	60	1/0	7/w	4,460	259.2	250.8	200	155

# Triplex Overhead Aluminum Conductor

Aerial Bundled Cables Low Voltage(ABC LV)



**APPLICATION:** To supply power from the utility lines to the consumer weather head. For service at 600 volts or less (phase to phase) at a conductor temperature of 75° C maximum for polyethylene insulation or 90° C maximum for cross-linked insulation.

**CONSTRUCTION:** Concentric strand or compressed 1350-H19 conductor, polyethylene or cross-linked polyethylene insulation, concentric strand AAC, ACSR or 6201 alloy neutral messenger.


**SPECIFICATIONS:** Triplex service drop cable meets or exceeds the following ASTM specifications: B-230 Aluminum Wire, 1350-H19 for electrical purposes • B-231 Aluminum conductors, Concentric-Lay-Stranded • B-232 Aluminum Conductors, Concentric-Lay-Stranded, Coated Steel Reinforced (ACSR) • B-399 Concentric-Lay-Stranded, 6201-T81 Aluminum Service Drop cable meets or exceeds all applicable requirements of ICEA S-76-474.

## RUS ACCEPTED

Code Word	Phase Conductor			Bare Neutral Messenger			Weight Per 1000 ft. (lbs)		Ampacity (Amps)	
	Size AWG	Strand	Insulation Thickness (mils)	Size AWG	Strand	Breaking Strength (lbs)	XLP	POLY	XLP	POLY
<b>6201 ALLOY NEUTRAL MESSENGER</b>										
Minex	6	Solid	45	6	7/w	1,110	106.6	102.9	85	70
Hippa	6	7/w	45	6	7/w	1,110	107.0	105.7	85	70
Prawn	4	Solid	45	4	7/w	1,760	158.4	154.1	110	90
Barnacles	4	7/w	45	4	7/w	1,760	160.0	157.0	110	90
Shrimp	2	7/w	45	2	7/w	2,800	243.0	238.0	150	115
Gammarus	1/0	7/w	60	1/0	7/w	4,460	390.0	384.0	200	155
Leda	1/0	19/w	60	1/0	7/w	4,460	384.0	378.0	200	155
Dungeness	2/0	7/w	60	2/0	7/w	5,390	481.0	474.0	230	180
Cydops	2/0	19/w	60	2/0	7/w	5,390	473.0	467.0	230	180
Flustra	3/0	19/w	60	3/0	7/w	6,790	596.0	589.1	260	205
Lepas	4/0	19/w	60	4/0	7/w	8,560	725.0	716.0	300	235
<b>6201 ALLOY REDUCED NEUTRAL MESSENGER</b>										
Artemia	4	Solid	45	6	7/w	1,110	134.0	132.0	110	90
Crab	4	7/w	45	6	7/w	1,110	144.0	141.2	110	90
Solaster	2	7/w	45	4	7/w	1,760	216.0	212.6	150	115
Sandcrab	1/0	7/w	60	2	7/w	2,800	348.0	341.0	200	155
Echinus	1/0	19/w	60	2	7/w	2,800	342.0	336.0	200	155
Crayfish	2/0	7/w	60	1	7/w	3,530	452.6	422.5	230	180
Sipho	2/0	19/w	60	1	7/w	3,530	441.0	422.5	230	180
Fulgar	3/0	19/w	60	1/0	7/w	4,460	525.0	518.0	260	205
Arca	4/0	19/w	60	2/0	7/w	5,390	640.0	632.0	300	235

# Triplex Overhead Aluminum Conductor


Aerial Bundled Cables Low Voltage(ABC LV)



CodeWord	Phase Conductor			Bare Neutral Messenger			Weight Per 1000 ft. (lbs)		Ampacity(Amps)	
	SizeAWG	Strand	Insulation Thickness (mils)	SizeAWG	Strand	Breaking Strength (lbs)	XLP	POLY	XLP	POLY
<b>AAC NEUTRAL MESSENGER</b>										
Haiotis	6	Solid	45	6	7/w	563	102.5	98.8	85	70
Patella	6	7/w	45	6	7/w	563	104.0	101.6	85	70
Fusus	4	Solid	45	4	7/w	881	151.9	147.6	110	90
Oyster	4	7/w	45	4	7/w	881	154.0	151.7	110	90
Clam	2	7/w	45	2	7/w	1,350	232.0	228.0	150	115
Murex	1/0	7/w	60	1/0	7/w	1,990	374.0	367.0	200	155
Purpura	1/0	19/w	60	1/0	7/w	1,990	368.0	362.0	200	155
Nassa	2/0	7/w	60	2/0	7/w	2,510	461.0	453.0	230	180
Melita	3/0	19/w	60	3/0	19/w	3,310	585.2	562.9	260	205
Portunus	4/0	19/w	60	4/0	19/w	4,020	693.0	684.0	300	235
Nannynose	336	19/w	80	336	19/w	6,146	1111.0	1096.0	380	290
<b>FULL SIZE ACSR MESSENGER</b>										
Paludina	6	Solid	45	6	6/1	1,190	114.0	113.0	85	70
Valuta	6	7/w	45	6	6/1	1,190	115.0	112.0	85	70
Whelk	4	Solid	45	4	6/1	1,860	163.0	161.0	110	90
Periwinkle	4	7/w	45	4	6/1	1,860	172.0	169.0	110	90
Conch	2	7/w	45	2	6/1	2,850	262.0	257.0	150	115
Neritina	1/0	7/w	60	1/0	6/1	4,380	420.0	414.0	200	155
Genia	1/0	19/w	60	1/0	6/1	4,380	414.0	408.0	200	155
Runcina	2/0	7/w	60	2/0	6/1	5,310	519.0	512.0	230	180
Triton	2/0	19/w	60	2/0	6/1	5,310	511.0	505.0	230	180
Cherystone	3/0	7/w	60	3/0	6/1	6,620	656.0	643.0	260	205
Mursia	3/0	19/w	60	3/0	6/1	6,620	633.0	626.0	260	205
Razor	4/0	7/w	60	4/0	6/1	8,350	814.0	799.0	300	235
Zuzara	4/0	19/w	60	4/0	6/1	8,350	785.0	777.0	300	235
Limpet	336	19/w	80	336	18/1	8,680	1161.0	1147.0	380	290
<b>ACSR REDUCED SIZE MESSENGER</b>										
Scallop	4	Solid	45	6	6/1	1,190	142.0	139.0	110	90
Strombus	4	7/w	45	6	6/1	1,190	151.0	148.0	110	90
Cockle	2	7/w	45	4	6/1	1,860	228.0	224.0	150	115
Janthina	1/0	7/w	60	2	6/1	2,850	367.0	360.0	200	155
Ranella	1/0	19/w	60	2	6/1	2,850	361.0	356.0	200	155
Cavolinia	2/0	7/w	60	1	6/1	3,550	452.0	444.0	230	180
Clio	2/0	19/w	60	1	6/1	3,550	444.0	437.0	230	180
Sanddollar	3/0	7/w	60	1/0	6/1	4,380	570.0	557.0	260	205
Aega	3/0	19/w	60	1/0	6/1	4,380	565.0	552.0	260	205
Cuttlefish	4/0	7/w	60	2/0	6/1	5,310	706.0	691.0	300	235
Cerapus	4/0	19/w	60	2/0	6/1	5,310	678.0	670.0	300	235
Cowry	336	19/w	80	4/0	6/1	8,350	1135.0	1093.0	380	290

# Quadruplex Overhead Aluminum Conductor

Aerial Bundled Cables Low Voltage(ABC LV)



**APPLICATION:** Used to supply 3 phase power, usually from a pole-mounted transformer, to the user's service head where connection to the service entrance cable is made. To be used at voltages of 600 volts or less phase to phase and at conductor temperatures not to exceed 75°C for polyethylene insulated conductors or 90°C for cross-linked-polyethylene (XLP) insulated conductors.

**CONSTRUCTION:** Conductors are concentrically stranded, compressed 1350-H19 aluminum Insulated with either polyethylene or XLP cross-linked- polyethylene. Neutral messengers are concentrically stranded 6201, AAC, or ACSR.



**SPECIFICATIONS:** Quadruplex service drop cable meets or exceeds the following ASTM specifications: B-230 Aluminum Wire, 1350-H19 for electrical purposes. B-231 Aluminum conductors, Concentric-Lay-Stranded. B-232 Aluminum Conductors, Concentric-Lay-Stranded, Coated Steel Reinforced (ACSR) B-399 Concentric-Lay-Stranded, 6201-T81 Aluminum. Service Drop cable meets or exceeds all applicable requirements of ICEA S-76-474.

## RUS ACCEPTED

Code Word	Phase Conductors			Bare Neutral Messenger			Weight Per 1000 ft. (lbs)		Ampacity(Amps)	
	Size AWG	Strand	Insulation Thickness (mils)	Size AWG	Strand	Breaking Strength (lbs)	XLP	POLY	XLP	POLY
<b>AAC - NEUTRAL MESSENGER</b>										
Clydesdale	4	Solid	45	4	7/w	881	208	201	100	80
Pinto	4	7/w	45	4	7/w	881	223	207	100	80
Mustang	2	7/w	45	2	7/w	1,350	333	312	135	105
Griollo	1/0	19/w	60	1/0	7/w	1,990	529	504	180	135
Percheron	2/0	19/w	60	2/0	7/w	2,510	649	620	205	155
Hanoverian	3/0	19/w	60	3/0	19/w	3,310	799	765	235	180
Oldenburg	4/0	19/w	60	4/0	19/w	4,020	986	946	270	205
Lippizaner	336.4	19/w	80	336.4	19/w	6,146	1546	1,519	330	240
<b>ACSR - NEUTRAL MESSENGER</b>										
Morchuca	6	Solid	45	6	6/1	1,190	152	147	75	60
Chola	6	7/w	45	6	6/1	1,190	162	151	75	60
Morgan	4	Solid	45	4	6/1	1,860	226	220	100	80
Hackney	4	7/w	45	4	6/1	1,860	241	226	100	80
Palomino	2	7/w	45	2	6/1	2,850	362	342	135	105
Costena	1/0	19/w	60	1/0	6/1	4,380	575	550	180	135
Grullo	2/0	19/w	60	2/0	6/1	5,310	707	678	205	155
Suffolk	3/0	19/w	60	3/0	6/1	6,620	872	838	235	180
Appaloosa	4/0	19/w	60	4/0	6/1	8,350	1079	1,039	270	205
Bronco	336.4	19/w	80	336.4	18/1	8,580	1613	1,568	330	240
Gelding	336.4	19/w	80	4/0	6/1	8,350	1548	1,494	330	240
Hurricane	500	37/w	80	336.4	26/7	8,580	2196	2186	458	398
<b>6201 - ALLOY NEUTRAL MESSENGER</b>										
Bay	6	Solid	45	6	7/w	1,110	145	140	75	60
French Coach	6	7/w	45	6	7/w	1,110	155	144	75	60
German Coach	4	Solid	45	4	7/w	1,760	214	208	100	80
Arabian	4	7/w	45	4	7/w	1,760	229	214	100	80
Belgian	2	7/w	45	2	7/w	2,800	344	323	135	105
Shetland	1/0	19/w	60	1/0	7/w	4,460	546	521	180	135
Thoroughbred	2/0	19/w	60	2/0	7/w	5,390	670	641	205	155
Trotter	3/0	19/w	60	3/0	7/w	6,790	825	791	235	180
Walking	4/0	19/w	60	4/0	7/w	8,560	1019	979	270	205

# CAAI Y CAAI-S

Aerial Bundled Cables Low Voltage(ABC LV)



Conductor de aluminio AA (1350-H19) para 1 kV aislado con polietileno reticulado (XLPE).

## CONSTRUCCIÓN

Los conductores tipo CAAI están formados por dos o tres conductores de fase trenzados concéntricamente más uno o dos conductores para alumbrado cableados alrededor de un soporte o portante. Los conductores de fase y de alumbrado son de aleación de aluminio 1350-H19 de temple duro. El soporte es un cable de acero galvanizado, clase A, tipo Extra High Strength (EHS) para cables tipo CAAI-S y de aleación de aluminio 6201-T81 (que sirve como neutro) para los cables tipo CAAI. Los conductores y el soporte son aislados con Polietileno Reticulado (XLPE). Los conductores de fase son diferenciados por nervaduras extruidas longitudinalmente sobre el aislamiento. Su forma de embalaje son carretes en longitudes de acuerdo a las necesidades del cliente.

## APLICACIONES

Los conductores de aluminio tipo CAAI y CAAI-S son trenzados clases AA y A y son utilizados para líneas de distribución secundaria de energía eléctrica, pueden ser instalados directamente enterrados, en ductos o canalizaciones eléctricas. Este tipo de conductor puede ser utilizado en lugares secos y húmedos, su temperatura máxima de operación es 90 °C y su tensión de servicio para todas las aplicaciones es 1 kV.

## ESPECIFICACIONES

Los conductores de aluminio tipo CAAI y CAAI-S fabricados por EESCABLE, cumplen con las siguientes especificaciones y normas:

- › **ASTM B230:** Alambres de aluminio, aleación 1350-H19 para propósitos eléctricos.
- › **ASTM B231:** Conductores trenzados de aluminio tipo 1350-H19 en capas concéntricas.
- › **ASTM B398:** Alambres de aleación de aluminio, 6201-T81 para propósitos eléctricos.
- › **ASTM B399:** Conductores trenzados de aleación aluminio tipo 6201-T81 en capas concéntricas.
- › **ASTM A475:** Cables de acero galvanizado usados como mensajeros portantes, Tensores, hilos de guardia y usos similares.
- › **NTP 370.254:** Conductores eléctricos ó cables para distribución aérea autosoportados con XLPE para tensiones hasta e inclusive 0.6/1 kV.

Además de todos los requerimientos del National Electrical Code.

CABLECAA (mm <sup>2</sup> )	Conductor de Fase		Conductor Adicional (Alumbrado)		Conductor Neutro Soporte Aislado			Diámetro Aprox. Cable Total (mm)	Peso Total (kg / km)	Capacidad de Corriente (A)
	Sección Transversal (mm <sup>2</sup> )	Diámetro Aislado (mm)	Sección Transversal (mm <sup>2</sup> )	Diámetro Aisla (mm)	Sección Transversal (mm <sup>2</sup> )	Diámetro Aislado (mm)	Carga de Rotura (kgf)			
1X 16+N 25	16	7,40			25	8,68	805	16,07	165,82	85
1X 25 +N25	25	8,68			25	8,68	805	17,35	196,46	114
1X 35 +N25	35	9,85			25	8,68	805	18,53	229,68	140
2 X16+N 25	16	7,40			25	8,68	805	17,02	233,60	85
2 X25 +N 25	25	8,68			25	8,68	805	18,39	294,88	114
2 X35 +N 25	35	9,85			25	8,68	805	20,88	361,32	141
2 X50 +N 35	50	12,19			35	9,85	1136	25,84	509,94	171
2 X70 +N 50	70	13,87			50	12,09	1623	29,40	700,15	215
2 X95 +N 70	95	15,66			70	13,87	2201	33,19	924,56	265
2 X120+N 70	120	18,28			70	13,87	2201	38,76	1117,34	305
3 X16+N 25	16	7,40			25	8,68	805	18,50	301,38	85
3 X25 +N 25	25	8,68			25	8,68	805	21,69	393,30	114
3 X35 +N 25	35	9,85			25	8,68	805	24,62	492,96	141
3 X50 +N 35	50	12,19			35	9,85	1136	30,48	699,36	171
3 X70 +N 50	70	13,87			50	12,09	1623	34,68	953,81	215
3 X95 +N 70	95	15,66			70	13,87	2201	39,14	1257,13	265
3 X120+N 70	120	18,28			70	13,87	2201	45,71	1549,70	305
2 X16+1X 16+N 25	16	7,40	16	7,40	25	8,68	805	17,02	301,14	85
2 X25 +1X 16+N 25	25	8,68	16	7,40	25	8,68	805	18,39	362,42	114
2 X35 +1X 16+N 25	35	9,85	16	7,40	25	8,68	805	20,88	428,86	141
2 X50 +1X 16+N 35	50	12,19	16	7,40	35	9,85	1136	25,84	577,48	171
2 X70 +1X 16+N 50	70	13,87	16	7,40	50	12,09	1623	29,40	767,68	215
2 X95 +1X 16+N 70	95	15,66	16	7,40	70	13,87	2201	33,19	992,10	265
2 X120+1X 16+N 70	120	18,28	16	7,40	70	13,87	2201	37,48	1191,69	305
3 X16+1X 16+N 25	16	7,40	16	7,40	25	8,68	805	20,71	368,92	85
3 X25 +1X 16+N 25	25	8,68	16	7,40	25	8,68	805	24,29	460,84	114
3 X35 +1X 16+N 25	35	9,85	16	7,40	25	8,68	805	27,58	560,50	141
3 X50 +1X 16+N 35	50	12,19	16	7,40	35	9,85	1136	34,13	766,90	171
3 X70 +1X 16+N 50	70	13,87	16	7,40	50	12,09	1623	38,84	1021,35	215
3 X95 +1X 16+N 70	95	15,66	16	7,40	70	13,87	2201	43,83	1324,67	265
3 X120+1X 16+N 70	120	18,28	16	7,40	70	13,87	2201	51,20	1624,05	305

# CAAI-S

Aerial Bundled Cables Low Voltage(ABC LV)




CABLECAAI-S (mm <sup>2</sup> )	Conductor de Fase		Conductor Adicional (Alumbrado)		Cable de Acero de Soporte		Diámetro Aprox. Cable Total (mm)	Peso Total (kg / km)	Capacidad de Corriente (A)
	Sección Transversal (mm <sup>2</sup> )	Diámetro Aislado (mm)	Sección Transversal (mm <sup>2</sup> )	Diámetro Aisla (mm)	Diámetro Aislado (mm)	Carga de Rotura (kgf)			
2X16	16	7,40	-	-	4,72	830	17,02	192,77	85
2X25	25	8,68	-	-	4,72	830	18,39	254,04	114
2X35	35	9,85	-	-	4,72	830	20,88	320,48	141
2X50	50	12,19	-	-	4,72	830	25,84	436,03	171
2X70	70	13,87	-	-	5,20	1260	29,40	624,84	215
3X16	16	7,40	-	-	4,72	830	17,02	260,55	85
3X25	25	8,68	-	-	4,72	830	18,39	352,46	114
3X35	35	9,85	-	-	4,72	830	20,88	452,12	141
3X50	50	12,19	-	-	4,72	830	25,84	625,45	171
3X70	70	13,87	-	-	5,20	1260	29,40	878,51	215
2 X16 + 1 X16	16	7,40	16	7,40	4,72	830	17,02	260,30	85
2 X25 + 1 X16	25	8,68	16	7,40	4,72	830	18,39	321,58	114
2 X35 + 1 X16	35	9,85	16	7,40	4,72	830	20,88	388,02	141
2 X50 + 1 X16	50	12,19	16	7,40	4,72	830	25,84	503,57	171
2 X70 + 1 X16	70	13,87	16	7,40	5,20	1260	29,40	692,38	215
3 X25 + 2 X16	25	8,68	16	7,40	4,72	830	24,29	487,53	114
3 X35 + 2 X16	35	9,85	16	7,40	4,72	830	27,58	587,20	141
3 X50 + 2 X16	50	12,19	16	7,40	4,72	830	34,13	760,52	171
3 X70 + 2 X16	70	13,87	16	7,40	5,20	1260	38,84	1013,58	215



# ABC SANS 1418-2009

## Five-Core

Aerial Bundled Cables Low Voltage(ABC LV)




Phase		Supporting		Service connection		Phase						Supporting						Service connection						Cable diameter
AAC+XLPE		AAAC+XLPE		AAC+XLPE		Conductor		Insulation				Conductor		Insulation				Conductor		Insulation				
N o. of core	Size	N o. of core	Size	N o. of core	Size	strand	OD.	UV-XLPE			Single Core		OD.	UV-XLPE			Stran d	Com pacted Dia.	XLPE					
								Thic k ness	MIN	OD.	stra n d	OD.		Thic k ness	min	OD.			Thic k ness	MIN	OD.			
3	16	1	54.6	1	25	7	4.8	1.2	0.98	7.2	7	3.15	9.45	1.6	1.34	12.65	7	6.0	1.4	1.16	8.8	27.05		
3	25	1	54.6	1	25	7	6.0	1.4	1.16	8.8	7	3.15	9.45	1.6	1.34	12.65	7	6.0	1.4	1.16	8.8	30.25		
3	35	1	54.6	1	25	7	7.0	1.6	1.34	10.2	7	3.15	9.45	1.6	1.34	12.65	7	6.0	1.4	1.16	8.8	33.05		
3	50	1	54.6	1	25	7	8.3	1.6	1.34	11.5	7	3.15	9.45	1.6	1.34	12.65	7	6.0	1.4	1.16	8.8	35.65		
3	70	1	54.6	1	25	19	10.0	1.8	1.52	13.6	7	3.15	9.45	1.6	1.34	12.65	7	6.0	1.4	1.16	8.8	39.85		
3	95	1	54.6	1	25	19	11.6	1.8	1.52	15.2	7	3.15	9.45	1.6	1.34	12.65	7	6.0	1.4	1.16	8.8	43.05		
3	120	1	54.6	1	25	19	13.0	1.8	1.52	16.6	7	3.15	9.45	1.6	1.34	12.65	7	6.0	1.4	1.16	8.8	45.85		
3	150	1	54.6	1	25	19	14.6	1.8	1.52	18.2	7	3.15	9.45	1.6	1.34	12.65	7	6.0	1.4	1.16	8.8	49.05		
3	16	1	54.6	2	25	7	4.8	1.2	0.98	7.2	7	3.15	9.45	1.6	1.34	12.65	7	6.0	1.4	1.16	8.8	27.05		
3	25	1	54.6	2	25	7	6.0	1.4	1.16	8.8	7	3.15	9.45	1.6	1.34	12.65	7	6.0	1.4	1.16	8.8	30.25		
3	35	1	54.6	2	25	7	7.0	1.6	1.34	10.2	7	3.15	9.45	1.6	1.34	12.65	7	6.0	1.4	1.16	8.8	33.05		
3	50	1	54.6	2	25	7	8.3	1.6	1.34	11.5	7	3.15	9.45	1.6	1.34	12.65	7	6.0	1.4	1.16	8.8	35.65		
3	70	1	54.6	2	25	19	10.0	1.8	1.52	13.6	7	3.15	9.45	1.6	1.34	12.65	7	6.0	1.4	1.16	8.8	39.85		
3	95	1	54.6	2	25	19	11.6	1.8	1.52	15.2	7	3.15	9.45	1.6	1.34	12.65	7	6.0	1.4	1.16	8.8	43.05		
3	120	1	54.6	2	25	19	13.0	1.8	1.52	16.6	7	3.15	9.45	1.6	1.34	12.65	7	6.0	1.4	1.16	8.8	45.85		
3	150	1	54.6	2	25	19	14.6	1.8	1.52	18.2	7	3.15	9.45	1.6	1.34	12.65	7	6.0	1.4	1.16	8.8	49.05		
3	16	1	70	1	25	7	4.8	1.2	0.98	7.2	7	3.5	10.5	1.6	1.34	13.7	7	6.0	1.4	1.16	8.8	28.1		
3	25	1	70	1	25	7	6.0	1.4	1.16	8.8	7	3.5	10.5	1.6	1.34	13.7	7	6.0	1.4	1.16	8.8	31.3		
3	35	1	70	1	25	7	7.0	1.6	1.34	10.2	7	3.5	10.5	1.6	1.34	13.7	7	6.0	1.4	1.16	8.8	34.1		
3	50	1	70	1	25	7	8.3	1.6	1.34	11.5	7	3.5	10.5	1.6	1.34	13.7	7	6.0	1.4	1.16	8.8	36.7		
3	70	1	70	1	25	19	10.0	1.8	1.52	13.6	7	3.5	10.5	1.6	1.34	13.7	7	6.0	1.4	1.16	8.8	40.9		

# ABC SANS 1418-2009

## Five-Core

### Aerial Bundled Cables Low Voltage(ABC LV)



<b>3</b>	<b>95</b>	<b>1</b>	<b>70</b>	<b>1</b>	<b>25</b>	<b>19</b>	<b>11.6</b>	<b>1.8</b>	<b>1.52</b>	<b>15.2</b>	<b>7</b>	<b>3.5</b>	<b>10.5</b>	<b>1.6</b>	<b>1.34</b>	<b>13.7</b>	<b>7</b>	<b>6.0</b>	<b>1.4</b>	<b>1.16</b>	<b>8.8</b>	<b>44.1</b>
3	120	1	70	1	25	19	13.0	1.8	1.52	16.6	7	3.5	10.5	1.6	1.34	13.7	7	6.0	1.4	1.16	8.8	46.9
3	150	1	70	1	25	19	14.6	1.8	1.52	18.2	7	3.5	10.5	1.6	1.34	13.7	7	6.0	1.4	1.16	8.8	50.1
3	16	1	70	2	25	7	4.8	1.2	0.98	7.2	7	3.5	10.5	1.6	1.34	13.7	7	6.0	1.4	1.16	8.8	28.1
3	25	1	70	2	25	7	6.0	1.4	1.16	8.8	7	3.5	10.5	1.6	1.34	13.7	7	6.0	1.4	1.16	8.8	31.3
3	35	1	70	2	25	7	7.0	1.6	1.34	10.2	7	3.5	10.5	1.6	1.34	13.7	7	6.0	1.4	1.16	8.8	34.1
3	50	1	70	2	25	7	8.3	1.6	1.34	11.5	7	3.5	10.5	1.6	1.34	13.7	7	6.0	1.4	1.16	8.8	36.7
3	70	1	70	2	25	19	10.0	1.8	1.52	13.6	7	3.5	10.5	1.6	1.34	13.7	7	6.0	1.4	1.16	8.8	40.9
3	95	1	70	2	25	19	11.6	1.8	1.52	15.2	7	3.5	10.5	1.6	1.34	13.7	7	6.0	1.4	1.16	8.8	44.1
3	120	1	70	2	25	19	13.0	1.8	1.52	16.6	7	3.5	10.5	1.6	1.34	13.7	7	6.0	1.4	1.16	8.8	46.9
3	150	1	70	2	25	19	14.6	1.8	1.52	18.2	7	3.5	10.5	1.6	1.34	13.7	7	6.0	1.4	1.16	8.8	50.1
3	16	1	54.6	1	16	7	4.8	1.2	0.98	7.2	7	3.15	9.45	1.6	1.34	12.65	7	4.8	1.2	0.98	7.2	27.05
3	25	1	54.6	1	16	7	6.0	1.4	1.16	8.8	7	3.15	9.45	1.6	1.34	12.65	7	4.8	1.2	0.98	7.2	30.25
3	35	1	54.6	1	16	7	7.0	1.6	1.34	10.2	7	3.15	9.45	1.6	1.34	12.65	7	4.8	1.2	0.98	7.2	33.05
3	50	1	54.6	1	16	7	8.3	1.6	1.34	11.5	7	3.15	9.45	1.6	1.34	12.65	7	4.8	1.2	0.98	7.2	35.65
3	70	1	54.6	1	16	19	10.0	1.8	1.52	13.6	7	3.15	9.45	1.6	1.34	12.65	7	4.8	1.2	0.98	7.2	39.85
3	95	1	54.6	1	16	19	11.6	1.8	1.52	15.2	7	3.15	9.45	1.6	1.34	12.65	7	4.8	1.2	0.98	7.2	43.05
3	120	1	54.6	1	16	19	13.0	1.8	1.52	16.6	7	3.15	9.45	1.6	1.34	12.65	7	4.8	1.2	0.98	7.2	45.85
3	150	1	54.6	1	16	19	14.6	1.8	1.52	18.2	7	3.15	9.45	1.6	1.34	12.65	7	4.8	1.2	0.98	7.2	49.05
3	16	1	54.6	2	16	7	4.8	1.2	0.98	7.2	7	3.15	9.45	1.6	1.34	12.65	7	4.8	1.2	0.98	7.2	27.05
3	25	1	54.6	2	16	7	6.0	1.4	1.16	8.8	7	3.15	9.45	1.6	1.34	12.65	7	4.8	1.2	0.98	7.2	30.25
3	35	1	54.6	2	16	7	7.0	1.6	1.34	10.2	7	3.15	9.45	1.6	1.34	12.65	7	4.8	1.2	0.98	7.2	33.05
3	50	1	54.6	2	16	7	8.3	1.6	1.34	11.5	7	3.15	9.45	1.6	1.34	12.65	7	4.8	1.2	0.98	7.2	35.65
3	70	1	54.6	2	16	19	10.0	1.8	1.52	13.6	7	3.15	9.45	1.6	1.34	12.65	7	4.8	1.2	0.98	7.2	39.85
3	95	1	54.6	2	16	19	11.6	1.8	1.52	15.2	7	3.15	9.45	1.6	1.34	12.65	7	4.8	1.2	0.98	7.2	43.05
3	120	1	54.6	2	16	19	13.0	1.8	1.52	16.6	7	3.15	9.45	1.6	1.34	12.65	7	4.8	1.2	0.98	7.2	45.85
3	150	1	54.6	2	16	19	14.6	1.8	1.52	18.2	7	3.15	9.45	1.6	1.34	12.65	7	4.8	1.2	0.98	7.2	49.05
3	16	1	70	1	16	7	4.8	1.2	0.98	7.2	7	3.5	10.5	1.5	1.25	13.5	7	4.8	1.2	0.98	7.2	27.9
3	25	1	70	1	16	7	6.0	1.4	1.16	8.8	7	3.5	10.5	1.5	1.25	13.5	7	4.8	1.2	0.98	7.2	31.1
<b>3</b>	<b>35</b>	<b>1</b>	<b>70</b>	<b>1</b>	<b>16</b>	<b>7</b>	<b>7.0</b>	<b>1.6</b>	<b>1.34</b>	<b>10.2</b>	<b>7</b>	<b>3.5</b>	<b>10.5</b>	<b>1.5</b>	<b>1.25</b>	<b>13.5</b>	<b>7</b>	<b>4.8</b>	<b>1.2</b>	<b>0.98</b>	<b>7.2</b>	<b>33.9</b>
3	50	1	70	1	16	7	8.3	1.6	1.34	11.5	7	3.5	10.5	1.5	1.25	13.5	7	4.8	1.2	0.98	7.2	36.5
3	70	1	70	1	16	19	10.0	1.8	1.52	13.6	7	3.5	10.5	1.5	1.25	13.5	7	4.8	1.2	0.98	7.2	40.7
3	95	1	70	1	16	19	11.6	1.8	1.52	15.2	7	3.5	10.5	1.5	1.25	13.5	7	4.8	1.2	0.98	7.2	43.9
3	120	1	70	1	16	19	13.0	1.8	1.52	16.6	7	3.5	10.5	1.5	1.25	13.5	7	4.8	1.2	0.98	7.2	46.7
3	150	1	70	1	16	19	14.6	1.8	1.52	18.2	7	3.5	10.5	1.5	1.25	13.5	7	4.8	1.2	0.98	7.2	49.9
3	16	1	70	2	16	7	4.8	1.2	0.98	7.2	7	3.5	10.5	1.5	1.25	13.5	7	4.8	1.2	0.98	7.2	27.9
3	25	1	70	2	16	7	6.0	1.4	1.16	8.8	7	3.5	10.5	1.5	1.25	13.5	7	4.8	1.2	0.98	7.2	31.1
3	35	1	70	2	16	7	7.0	1.6	1.34	10.2	7	3.5	10.5	1.5	1.25	13.5	7	4.8	1.2	0.98	7.2	33.9
3	50	1	70	2	16	7	8.3	1.6	1.34	11.5	7	3.5	10.5	1.5	1.25	13.5	7	4.8	1.2	0.98	7.2	36.5
3	70	1	70	2	16	19	10.0	1.8	1.52	13.6	7	3.5	10.5	1.5	1.25	13.5	7	4.8	1.2	0.98	7.2	40.7
3	95	1	70	2	16	19	11.6	1.8	1.52	15.2	7	3.5	10.5	1.5	1.25	13.5	7	4.8	1.2	0.98	7.2	43.9
3	120	1	70	2	16	19	13.0	1.8	1.52	16.6	7	3.5	10.5	1.5	1.25	13.5	7	4.8	1.2	0.98	7.2	46.7
3	150	1	70	2	16	19	14.6	1.8	1.52	18.2	7	3.5	10.5	1.5	1.25	13.5	7	4.8	1.2	0.98	7.2	49.9

# ABC SANS 1418-2009

## Four-Core

Aerial Bundled Cables Low Voltage(ABC LV)




Phase		Supporting		Phase						Supporting						Cable Dia.	Rated Strength(Min.)kN		Conductor DC. Resistance at 20°C ohm/km ( max. )	
AAC+XLPE		AAAC+XLP E		Conductor		Insulation				Conductor		Insulation					Phase	Supporting	Phase	Supporting
N o. of core	Size	N o. of core	Size	Single core Strand	Com pac ted Dia .	UV-XLPE			Single core strand	OD.	OD.	UV-XLPE								
						Thi ck ness	M I N	OD.				Thi ck ness	min	OD						
3	35	1	54.6	7	7.0	1.6	1.3	10.2	7	3.1	9.45	1.6	1.34	12.6	26.17	4.5	16.6	0.868	0.63	
3	50	1	54.6	7	8.3	1.6	1.3	11.5	7	3.1	9.45	1.6	1.34	12.6	28.53	6.2	16.6	0.641	0.63	
3	70	1	54.6	19	10.0	1.8	1.5	13.6	7	3.1	9.45	1.6	1.34	12.6	32.34	8.9	16.6	0.443	0.63	
3	95	1	54.6	19	11.6	1.8	1.5	15.2	7	3.1	9.45	1.6	1.34	12.6	35.24	12.3	16.6	0.320	0.63	
3	120	1	54.6	19	13.0	1.8	1.5	16.6	7	3.1	9.45	1.6	1.34	12.6	37.78	15.6	16.6	0.253	0.63	
3	150	1	54.6	19	14.6	1.8	1.5	18.2	7	3.1	9.45	1.6	1.34	12.6	40.69	19.2	16.6	0.206	0.63	
3	16	1	70	7	4.8	1.2	0.9	7.2	7	3.5	10.5	1.6	1.34	13.7	21.36	2.07	20.1	1.91	0.50	
3	25	1	70	7	6.0	1.4	1.1	8.8	7	3.5	10.5	1.6	1.34	13.7	24.26	3.3	20.1	1.20	0.50	
3	35	1	70	7	7.0	1.6	1.3	10.2	7	3.5	10.5	1.6	1.34	13.7	26.8	4.5	20.1	0.868	0.50	
3	50	1	70	7	8.3	1.6	1.3	11.5	7	3.5	10.5	1.6	1.34	13.7	29.16	6.2	20.1	0.641	0.50	
3	70	1	70	19	10.0	1.8	1.5	13.6	7	3.5	10.5	1.6	1.34	13.7	32.97	8.9	20.1	0.443	0.50	
3	95	1	70	19	11.6	1.8	1.5	15.2	7	3.5	10.5	1.6	1.34	13.7	35.88	12.3	20.1	0.320	0.50	
3	120	1	70	19	13.0	1.8	1.5	16.6	7	3.5	10.5	1.6	1.34	13.7	38.42	15.6	20.1	0.253	0.50	
3	150	1	70	19	14.6	1.8	1.5	18.2	7	3.5	10.5	1.6	1.34	13.7	41.32	19.2	20.1	0.206	0.50	

# ABC SANS 1418-2009

## 1-4 Core ABC Cable without Neutral and Lighting Conductor

### Aerial Bundled Cables Low Voltage(ABC LV)



Phase		Phase		Phase			Cable Dia.	Rated Strength(Min.)kN	Conductor DC. Resistance at 20°C ohm/km(max.)
AAC+XLPE		Conductor		Insulation					
No. of core	Size	Single Core	Compact ed Dia.	UV-XLPE					
				Strand	Thickness	MIN	OD.		
4	16	7	4.8	1.2	0.98	7.2	17.42	2.07	1.91
4	25	7	6.0	1.4	1.16	8.8	21.3	3.3	1.20
4	35	7	7.0	1.6	1.34	10.2	24.68	4.5	0.868
4	50	7	8.3	1.6	1.34	11.5	27.83	6.2	0.641
4	70	19	10.0	1.8	1.52	13.6	32.91	8.9	0.443
4	95	19	11.6	1.8	1.52	15.2	36.78	12.3	0.320
4	120	19	13.0	1.8	1.52	16.6	40.17	15.6	0.253
4	150	19	14.6	1.8	1.52	18.2	44.04	19.2	0.206
3	16	7	4.8	1.2	0.98	7.2	15.55	2.07	1.91
3	25	7	6.0	1.4	1.16	8.8	19.01	3.3	1.20
3	35	7	7.0	1.6	1.34	10.2	22.03	4.5	0.868
3	50	7	8.3	1.6	1.34	11.5	24.84	6.2	0.641
3	70	19	10.0	1.8	1.52	13.6	29.38	8.9	0.443
3	95	19	11.6	1.8	1.52	15.2	32.83	12.3	0.320
3	120	19	13.0	1.8	1.52	16.6	35.86	15.6	0.253
3	150	19	14.6	1.8	1.52	18.2	39.31	19.2	0.206
2	16	7	4.8	1.2	0.98	7.2	14.4	2.07	1.91
2	25	7	6.0	1.4	1.16	8.8	17.6	3.3	1.20
2	35	7	7.0	1.6	1.34	10.2	20.4	4.5	0.868
2	50	7	8.3	1.6	1.34	11.5	23	6.2	0.641
2	70	19	10.0	1.8	1.52	13.6	27.2	8.9	0.443
2	95	19	11.6	1.8	1.52	15.2	30.4	12.3	0.320
2	120	19	13.0	1.8	1.52	16.6	33.2	15.6	0.253
2	150	19	14.6	1.8	1.52	18.2	36.4	19.2	0.206
1	16	7	4.8	1.2	0.98	7.2	7.2	2.07	1.91
1	25	7	6.0	1.4	1.16	8.8	8.8	3.3	1.20
1	35	7	7.0	1.6	1.34	10.2	10.2	4.5	0.868
1	50	7	8.3	1.6	1.34	11.5	11.5	6.2	0.641
1	70	19	10.0	1.8	1.52	13.6	13.6	8.9	0.443
1	95	19	11.6	1.8	1.52	15.2	15.2	12.3	0.320
1	120	19	13.0	1.8	1.52	16.6	16.6	15.6	0.253
1	150	19	14.6	1.8	1.52	18.2	18.2	19.2	0.206